

## **Paradise Irrigation District Operating Account**

Monthly Investment Report  
July 31, 2025

**Your Investment Representative:**

Jim McCourt  
(614) 923-1151  
jmccourt@meederinvestment.com

For questions about your account please contact your investment representative or contact [publicfundsoperations@meederinvestment.com](mailto:publicfundsoperations@meederinvestment.com)  
**Dublin, Ohio | Lansing, Michigan | Long Beach, California | Austin, Texas | 866-633-3371 | [www.meederpublicfunds.com](http://www.meederpublicfunds.com)**

**PORTFOLIO SUMMARY**

As of July 31, 2025



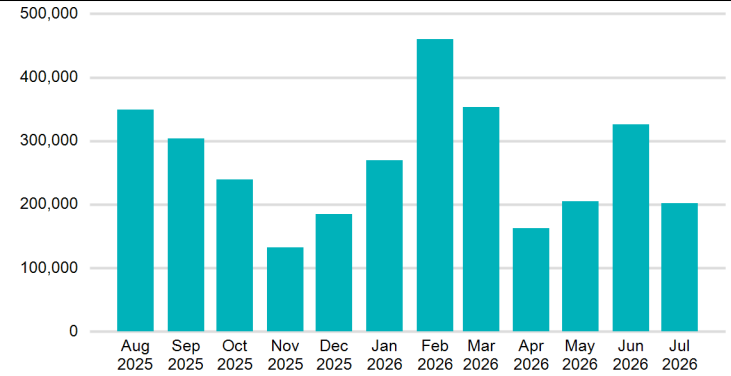
**MONTHLY RECONCILIATION**

<b>Beginning Book Value</b>	<b>84,139,366.65</b>
Contributions	
Withdrawals	
Prior Month Management Fees	(3,000.00)
Prior Month Custodian Fees	(536.72)
Realized Gains/Losses	37,948.75
Gross Interest Earnings	309,479.53
<b>Ending Book Value</b>	<b>84,483,258.21</b>

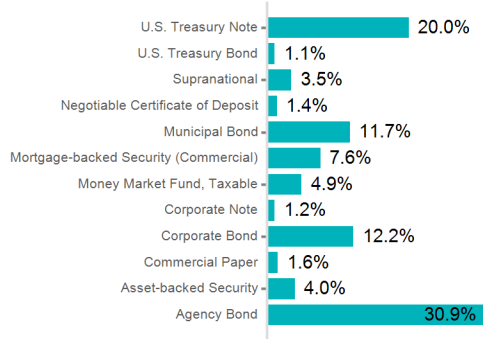
**PORTFOLIO CHARACTERISTICS**

Portfolio Yield to Maturity	4.15%
Portfolio Effective Duration	2.01 yrs
Weighted Average Maturity	2.30 yrs
Weighted Average Life	2.37 yrs

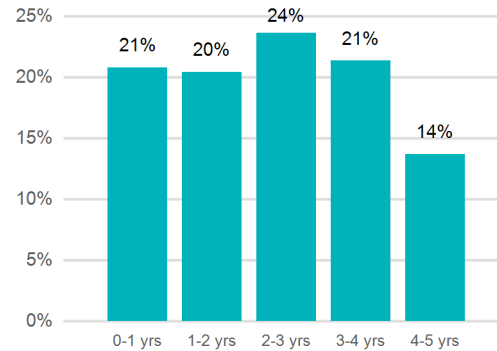
**PROJECTED MONTHLY INCOME SCHEDULE**



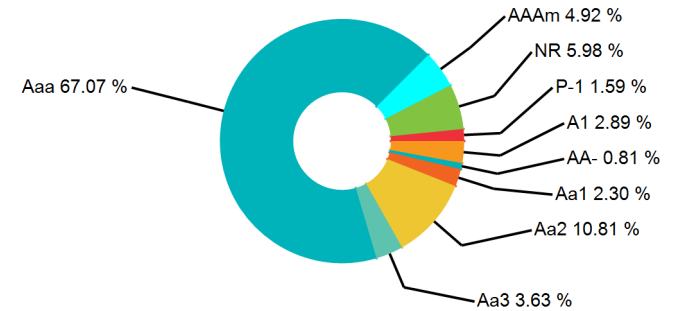
**SECTOR ALLOCATION**



**MATURITY DISTRIBUTION**



**CREDIT QUALITY**



Paradise Irrigation District Operating Account

**PROJECTED INCOME SCHEDULE**

As of July 31, 2025



CUSIP	SECURITY DESCRIPTION	Aug 2025	Sep 2025	Oct 2025	Nov 2025	Dec 2025	Jan 2026	Feb 2026	Mar 2026	Apr 2026	May 2026	Jun 2026	Jul 2026
023135BX3	Amazon.com, Inc. 1.000% 05/12/2026				4,000						81,240		
037833EB2	Apple Inc. 0.700% 02/08/2026	3,500						98,050					
084670BS6	Berkshire Hathaway Inc. 3.125% 03/15/2026		15,625						33,335				
13063DC48	California, State of 1.700% 02/01/2028	8,500						8,500					
13063DRD2	California, State of 2.375% 10/01/2026			5,938						5,938			
13063EGT7	California, State of 4.500% 08/01/2029	30,600						30,600					
14041NGE5	Capital One Multi-Asset Execution Trust 3.920% 09/17/2029	379	310	254	208	169	138	112	91	74	59	48	38
14042RVN8	Capital One, National Association 5.000% 11/16/2027				6,125						6,025		
161571HV9	Chase Issuance Trust 4.600% 01/16/2029	3,317	3,242	3,167	3,092	3,016	2,940	2,864	2,787	2,710	2,633	2,555	2,478
166756BB1	Chevron U.S.A. Inc. 4.475% 02/26/2028	24,613						24,613					
17325FBF4	Citigroup Inc. 5.438% 04/30/2026			20,393						5,812			
24422EWK1	John Deere Capital Corporation 4.150% 09/15/2027		15,563						15,563				
254683CY9	Discover Card Execution Note Trust 4.310% 03/15/2028	2,406											
30231GBE1	Exxon Mobil Corporation 2.440% 08/16/2029	10,065						10,065					
30303M8S4	Meta Platforms, Inc. 4.300% 08/15/2029	29,563						29,563					
3130AGMT9	FHLB 2.450% 06/24/2026					3,614						15,414	
3130AKX92	FHLB 0.750% 02/12/2027	1,500						1,500					
3130ALGJ7	FHLB 1.000% 03/23/2026		3,656						64,182				
3130ALHH0	FHLB 0.960% 03/05/2026		3,600						65,273				
3130AMVU3	FHLB 1.350% 06/29/2026					6,750						96,530	

Paradise Irrigation District Operating Account

**PROJECTED INCOME SCHEDULE**

As of July 31, 2025



CUSIP	SECURITY DESCRIPTION	Aug 2025	Sep 2025	Oct 2025	Nov 2025	Dec 2025	Jan 2026	Feb 2026	Mar 2026	Apr 2026	May 2026	Jun 2026	Jul 2026
3130ANED8	FHLB 1.000% 07/27/2026						3,750						70,455
3130ANMH0	FHLBANKS 1.10% 08/20/2026	4,125						4,125					
3130ANRG7	FHLB 1.250% 08/24/2028	7,000						7,000					
3130AQJX2	FHLB 2.750% 01/28/2027						6,875						8,750
3130AQRH8	FHLB 2.000% 02/25/2027	5,250						5,250					
3130AR7E5	FHLB 2.600% 03/25/2027		6,825						6,825				
3130ATUS4	FHLB 4.250% 12/10/2027					25,500						25,500	
3130AXQK7	FHLBANKS 4.75% 12/08/2028					21,019						21,019	
3133EL3H5	FFCB 0.570% 08/12/2025	38,034											
3133EL4D3	FFCB 0.900% 08/19/2027	3,375						3,375					
3133ENFN5	FFCB 1.540% 11/30/2026				5,775						5,775		
3133ENG87	FFCB 2.920% 08/17/2027	9,621						9,621					
3133ENJ35	FFCB 3.320% 02/25/2026	12,450						12,578					
3133EPA47	FFCB 4.875 11/01/28				23,156							23,156	
3133EPGW9	FEDERAL FARM 3.875% 04/25/2028			21,313						21,313			
3133EPLD5	FEDERAL FARM 3.875% 05/30/28				16,469							16,469	
3133EPNH4	FFCB 3.875 06/21/2028					13,563						13,563	
3133EPQD0	FEDERAL FARM 4.25% 07/17/2028						21,250						21,250
3133EPUN3	FEDERAL FARM 4.5% 08/28/2028	18,000						18,000					
3134GW4C7	FMCC 0.800% 10/27/2026			3,000						3,000			
3134GWUE4	FMCC 0.500% 09/30/2025		84,083										
3134GWZV1	FMCC 0.650% 10/22/2025			58,942									
3136G43F8	FNMA 0.700% 09/30/2027		1,103						1,103				
3136G4ZY2	FNMA 0.750% 07/20/2027	625	625	625	625	625	625	625	625	625	625	625	625

Paradise Irrigation District Operating Account

**PROJECTED INCOME SCHEDULE**

As of July 31, 2025



CUSIP	SECURITY DESCRIPTION	Aug 2025	Sep 2025	Oct 2025	Nov 2025	Dec 2025	Jan 2026	Feb 2026	Mar 2026	Apr 2026	May 2026	Jun 2026	Jul 2026
3137BVZ82	Federal Home Loan Mortgage Corporation 3.430% 01/25/2027	1,221	1,155	1,089	1,023	956	889	822	755	688	620	552	484
3137FLN91	Federal Home Loan Mortgage Corporation 3.505% 03/25/2029	2,697	2,640	2,584	2,527	2,470	2,412	2,355	2,297	2,239	2,181	2,122	2,064
3137HAST4	Federal Home Loan Mortgage Corporation 4.850% 09/25/2028	2,827	2,756	2,686	2,615	2,543	2,472	2,400	2,327	2,255	2,182	2,108	2,035
3137HCKV3	Federal Home Loan Mortgage Corporation 5.180% 03/25/2029	3,312	3,242	3,172	3,102	3,031	2,961	2,889	2,818	2,746	2,674	2,601	2,528
3137HFF59	Federal Home Loan Mortgage Corporation 4.618% 07/25/2029	5,120	5,024	4,929	4,833	4,736	4,640	4,542	4,444	4,346	4,247	4,148	4,048
3137HJ5Y9	Federal Home Loan Mortgage Corporation 4.700% 11/25/2029	3,554	3,491	3,427	3,363	3,298	3,234	3,169	3,103	3,038	2,972	2,906	2,839
31422BGV6	AGM 2.260% 06/24/2026					7,289						50,542	
31422X7K2	FARMER MAC 4.70% 09/27/2028		23,500						23,500				
31424WAF9	AGM 4.875% 04/01/2027			30,469						30,469			
3733844X1	Georgia, State of 2.380% 02/01/2027	11,900						11,900					
419792A97	State of Hawaii 1.283% 10/01/2026			6,415						6,415			
419792YR1	State of Hawaii 0.893% 08/01/2026	4,465						4,465					
43814VAC1	HONDA AUTO RECEIVABLES 2025-1 A-3 20290921 4.57000	3,447	3,330	3,215	3,101	2,989	2,879	2,771	2,664	2,559	2,456	2,354	2,255
4581X0DG0	IADB 2.250% 06/18/2029					16,875						16,875	
4581X0EN4	IADB 4.125% 02/15/2029	12,891						12,891					
459058JS3	IBRD 0.650% 02/10/2026	3,250						103,990					
478160DH4	Johnson & Johnson 4.550% 03/01/2028		31,382						29,575				
576004HA6	Massachusetts, Commonwealth of 3.670% 01/15/2026						18,510						

Paradise Irrigation District Operating Account

**PROJECTED INCOME SCHEDULE**

As of July 31, 2025



CUSIP	SECURITY DESCRIPTION	Aug 2025	Sep 2025	Oct 2025	Nov 2025	Dec 2025	Jan 2026	Feb 2026	Mar 2026	Apr 2026	May 2026	Jun 2026	Jul 2026
576004HD0	Massachusetts, Commonwealth of 3.680% 07/15/2027						18,400						18,400
62479LVF9	MUFG Bank, Ltd. 08/15/2025	40,519											
713448FX1	PepsiCo, Inc. 4.500% 07/17/2029						21,488						21,488
742651DZ2	PEFCO 3.900% 10/15/2027			10,725						10,725			
742718FZ7	Procter & Gamble Company, The 3.950% 01/26/2028						19,651						19,651
764464AE3	Richmond, City of 4.334% 01/15/2027						15,169						15,169
76913CBB4	Riverside, County of 2.963% 02/15/2027	14,815						14,815					
798186P22	San Jose Unified School District 1.014% 08/01/2027	3,803						3,803					
880591EZ1	TVA 3.875% 03/15/2028		33,906						33,906				
89235MPT2	Toyota Financial Savings Bank 4.450% 07/18/2029						5,474						5,384
90355GDT0	UBS Bank USA 4.450% 06/01/2028	941	941	911	941	911	941	941	850	941	911	941	911
91139LAS5	United Roosevelt Savings Bank 4.600% 06/13/2029	973	973	941	973	941	973	973	879	973	941	973	941
912828U24	UST 2.000% 11/15/2026					11,000					11,000		
912828YG9	UST 1.625% 09/30/2026		8,125						8,125				
91282CEW7	UST 3.250% 06/30/2027					13,813						13,813	
91282CFB2	UST 2.750% 07/31/2027						10,313						10,313
91282CFU0	UST 4.125% 10/31/2027			21,244						21,244			
91282CFZ9	UST 3.875% 11/30/2027				21,313						21,313		
91282CGC9	UST 3.875% 12/31/2027					22,281						22,281	
91282CHK0	UST 4.000% 06/30/2028					27,000						27,000	
91282CHQ7	UST 4.125% 07/31/2028						25,781						25,781
91282CJW2	UST 4.000% 01/31/2029						25,800						25,800

Paradise Irrigation District Operating Account

**PROJECTED INCOME SCHEDULE**

As of July 31, 2025



CUSIP	SECURITY DESCRIPTION	Aug 2025	Sep 2025	Oct 2025	Nov 2025	Dec 2025	Jan 2026	Feb 2026	Mar 2026	Apr 2026	May 2026	Jun 2026	Jul 2026
91282CKG5	UST 4.125% 03/31/2029		22,688						22,688				
91282CKT7	UST 4.500% 05/31/2029				16,898						16,898		
91282CLC3	UST 4.000% 07/31/2029						28,000						28,000
91282CLN9	UST 3.500% 09/30/2029		24,500						24,500				
91282CLR0	UST 4.125% 10/31/2029			33,000						33,000			
91282CMG3	UST 4.250% 01/31/2030						23,375						23,375
949764HE7	Wells Fargo Bank, National Association 5.050% 10/31/2028	1,064	1,029	1,064	1,029	1,064	1,064	961	1,064	1,029	1,064	1,029	1,064
94988J6D4	Wells Fargo Bank, National Association 5.450% 08/07/2026	19,756						19,756					
<b>TOTAL</b>		<b>349,476</b>	<b>303,315</b>	<b>239,501</b>	<b>132,166</b>	<b>184,453</b>	<b>270,002</b>	<b>459,881</b>	<b>353,277</b>	<b>162,137</b>	<b>205,439</b>	<b>325,499</b>	<b>316,125</b>

Paradise Irrigation District Operating Account

**POSITION STATEMENT**

As of July 31, 2025



CUSIP	Security Description	Trade Date/ Settlement Date	Par Value	Principal Cost/ Purchased Interest	Total Cost	Yield at Cost	Maturity/ Duration	Market Price/ Market Value	Unrealized Gain/ (Loss)	% of Assets	Moody's/ S&P Rating
<b>Cash and Cash Equivalents</b>											
00344CASH	Tri Counties Bank	7/31/2025 7/31/2025	\$2,623,353.08	\$2,623,353.08	\$2,623,353.08	3.84%	0.003 0.003	\$1.00 \$2,623,353.08	\$0.00	2.73%	
00345CASH	LAIF	7/31/2025 7/31/2025	\$2,824.15	\$2,824.15	\$2,824.15	4.27%	0.003 0.003	\$1.00 \$2,824.15	\$0.00	0.00%	
00343CASH	California CLASS Prime Fund	7/31/2025 7/31/2025	\$7,030,967.07	\$7,030,967.07	\$7,030,967.07	4.38%	0.003 0.003	\$1.00 \$7,030,967.07	\$0.00	7.33%	
31846V567	First American Funds, Inc.	7/31/2025 7/31/2025	\$4,244,865.95	\$4,244,865.95	\$4,244,865.95	4.21%	0.003 0.003	\$1.00 \$4,244,865.95	\$0.00	4.43%	AAAm
<b>SubTotal</b>			<b>\$13,902,010.25</b>	<b>\$13,902,010.25</b>	<b>\$13,902,010.25</b>	<b>4.23%</b>		<b>\$13,902,010.25</b>	<b>\$0.00</b>	<b>14.49%</b>	
<b>Agency Bond</b>											
3133EL3H5	FFCB 0.570% 08/12/2025	8/23/2022 8/24/2022	\$450,000.00	\$413,248.50	\$413,248.50	3.49%	0.033 0.031	\$99.88 \$449,446.50	\$36,198.00	0.47%	Aaa AA+
3134GWUE4	FMCC 0.500% 09/30/2025	8/18/2022 8/19/2022	\$925,000.00	\$843,230.00	\$843,230.00	3.52%	0.167 0.167	\$99.33 \$918,765.50	\$75,535.50	0.96%	Aaa AA+
3134GWZV1	FMCC 0.650% 10/22/2025	8/17/2022 8/18/2022	\$680,000.00	\$623,267.60	\$623,267.60	3.44%	0.227 0.225	\$99.16 \$674,281.20	\$51,013.60	0.70%	Aaa AA+
3133ENJ35	FFCB 3.320% 02/25/2026	8/19/2022 8/25/2022	\$750,000.00	\$749,872.50	\$749,872.50	3.33%	0.573 0.558	\$99.43 \$745,710.00	(\$4,162.50)	0.78%	Aaa AA+
3130ALHH0	FHLB 0.960% 03/05/2026	8/17/2022 8/18/2022	\$750,000.00	\$688,327.50	\$688,327.50	3.44%	0.595 0.592	\$97.96 \$734,722.50	\$46,395.00	0.77%	Aaa AA+
3130ALGJ7	FHLB 1.000% 03/23/2026	8/19/2022 8/22/2022	\$731,250.00	\$670,724.44	\$670,724.44	3.47%	0.644 0.642	\$97.79 \$715,079.87	\$44,355.43	0.75%	Aaa AA+
3130AGMT9	FHLB 2.450% 06/24/2026	8/17/2022 8/18/2022	\$295,000.00	\$283,200.00	\$283,200.00	3.57%	0.899 0.891	\$98.25 \$289,834.55	\$6,634.55	0.30%	Aaa AA+
31422BGV6	AGM 2.260% 06/24/2026	7/25/2023 7/28/2023	\$645,000.00	\$601,746.30	\$601,746.30	4.76%	0.899 0.892	\$98.20 \$633,396.45	\$31,650.15	0.66%	
3130AMVU3	FHLB 1.350% 06/29/2026	10/10/2023 10/11/2023	\$1,000,000.00	\$910,220.00	\$910,220.00	4.92%	0.912 0.908	\$97.26 \$972,630.00	\$62,410.00	1.01%	Aaa AA+
3130ANED8	FHLB 1.000% 07/27/2026	8/17/2022 8/18/2022	\$750,000.00	\$683,295.00	\$683,295.00	3.43%	0.989 0.986	\$96.96 \$727,222.50	\$43,927.50	0.76%	Aaa AA+
3130ANMH0	FHLBANKS 1.10% 08/20/2026	8/17/2022 8/18/2022	\$750,000.00	\$685,320.00	\$685,320.00	3.42%	1.055 1.044	\$96.60 \$724,477.50	\$39,157.50	0.76%	Aaa AA+



Paradise Irrigation District Operating Account

**POSITION STATEMENT**

As of July 31, 2025



CUSIP	Security Description	Trade Date/ Settlement Date	Par Value	Principal Cost/ Purchased Interest	Total Cost	Yield at Cost	Maturity/ Duration	Market Price/ Market Value	Unrealized Gain/ (Loss)	% of Assets	Moody's/ S&P Rating
3134GW4C7	FMCC 0.800% 10/27/2026	8/17/2022 8/18/2022	\$750,000.00	\$675,420.00	\$675,420.00	3.36%	1.241 1.233	\$95.90 \$719,212.50	\$43,792.50	0.75%	Aaa AA+
3133ENFN5	FFCB 1.540% 11/30/2026	8/19/2022 8/22/2022	\$750,000.00	\$692,212.50	\$692,212.50	3.50%	1.334 1.322	\$96.61 \$724,601.25	\$32,388.75	0.76%	Aaa AA+
3130AQJX2	FHLB 2.750% 01/28/2027	8/17/2022 8/18/2022	\$500,000.00	\$468,555.00	\$468,555.00	3.68%	1.496 1.469	\$98.39 \$491,935.00	\$23,380.00	0.51%	Aaa AA+
3130AKX92	FHLB 0.750% 02/12/2027	8/23/2022 8/24/2022	\$400,000.00	\$357,500.00	\$357,500.00	3.56%	1.537 1.517	\$96.02 \$384,088.00	\$26,588.00	0.40%	Aaa AA+
3130AQRH8	FHLB 2.000% 02/25/2027	8/17/2022 8/18/2022	\$525,000.00	\$494,109.00	\$494,109.00	3.42%	1.573 1.536	\$96.22 \$505,160.25	\$11,051.25	0.53%	Aaa AA+
3130AR7E5	FHLB 2.600% 03/25/2027	8/19/2022 8/22/2022	\$525,000.00	\$505,974.00	\$505,974.00	3.46%	1.649 1.611	\$97.15 \$510,053.25	\$4,079.25	0.53%	Aaa AA+
31424WAF9	AGM 4.875% 04/01/2027	10/10/2023 10/11/2023	\$1,250,000.00	\$1,252,125.00	\$1,252,125.00	4.82%	1.668 1.596	\$101.19 \$1,264,812.50	\$12,687.50	1.32%	
3136G4ZY2	FNMA 0.750% 07/20/2027	10/10/2023 10/11/2023	\$1,000,000.00	\$856,400.00	\$856,400.00	4.93%	1.970 1.954	\$93.40 \$934,040.00	\$77,640.00	0.97%	Aaa AA+
3133ENG87	FFCB 2.920% 08/17/2027	8/18/2022 8/19/2022	\$659,000.00	\$654,209.07	\$654,209.07	3.08%	2.047 1.972	\$97.90 \$645,154.41	(\$9,054.66)	0.67%	Aaa AA+
3133EL4D3	FFCB 0.900% 08/19/2027	8/17/2022 8/19/2022	\$750,000.00	\$667,110.00	\$667,110.00	3.32%	2.052 2.027	\$93.58 \$701,872.50	\$34,762.50	0.73%	Aaa AA+
3136G43F8	FNMA 0.700% 09/30/2027	10/10/2023 10/11/2023	\$315,000.00	\$267,343.65	\$267,343.65	4.94%	2.167 2.148	\$92.54 \$291,501.00	\$24,157.35	0.30%	Aaa AA+
742651DZ2	PEFCO 3.900% 10/15/2027	4/27/2023 5/3/2023	\$280,000.00	\$280,448.00	\$280,448.00	3.86%	2.208 2.111	\$99.20 \$277,771.20	(\$2,676.80)	0.29%	Aaa AA+
742651DZ2	PEFCO 3.900% 10/15/2027	4/28/2023 5/3/2023	\$270,000.00	\$269,568.00	\$269,568.00	3.94%	2.208 2.111	\$99.20 \$267,850.80	(\$1,717.20)	0.28%	Aaa AA+
3130ATUS4	FHLB 4.250% 12/10/2027	12/22/2022 12/23/2022	\$1,200,000.00	\$1,219,308.00	\$1,219,308.00	3.89%	2.362 2.257	\$100.61 \$1,207,326.00	(\$11,982.00)	1.26%	Aaa AA+
880591EZ1	TVA 3.875% 03/15/2028	3/28/2023 3/30/2023	\$1,750,000.00	\$1,742,952.50	\$1,742,952.50	3.96%	2.625 2.483	\$99.80 \$1,746,447.50	\$3,495.00	1.82%	Aaa AA+
3133EPGW9	FEDERAL FARM 3.875% 04/25/2028	4/20/2023 4/25/2023	\$1,100,000.00	\$1,104,444.00	\$1,104,444.00	3.79%	2.737 2.594	\$99.69 \$1,096,535.00	(\$7,909.00)	1.14%	Aaa AA+
3133EPLD5	FEDERAL FARM 3.875% 05/30/28	5/25/2023 5/30/2023	\$850,000.00	\$847,654.00	\$847,654.00	3.94%	2.833 2.694	\$99.69 \$847,322.50	(\$331.50)	0.88%	Aaa AA+
3133EPNH4	FFCB 3.875 06/21/2028	6/15/2023 6/21/2023	\$700,000.00	\$696,885.00	\$696,885.00	3.97%	2.893 2.750	\$99.82 \$698,712.00	\$1,827.00	0.73%	Aaa AA+

Paradise Irrigation District Operating Account

**POSITION STATEMENT**

As of July 31, 2025



CUSIP	Security Description	Trade Date/ Settlement Date	Par Value	Principal Cost/ Purchased Interest	Total Cost	Yield at Cost	Maturity/ Duration	Market Price/ Market Value	Unrealized Gain/ (Loss)	% of Assets	Moody's/ S&P Rating
3133EPQD0	FEDERAL FARM 4.25% 07/17/2028	7/11/2023 7/17/2023	\$1,000,000.00	\$996,970.00	\$996,970.00	4.32%	2.964 2.810	\$100.71 \$1,007,140.00	\$10,170.00	1.05%	Aaa AA+
3130ANRG7	FHLB 1.250% 08/24/2028	10/10/2023 10/11/2023	\$1,120,000.00	\$944,630.40	\$944,630.40	4.90%	3.068 2.995	\$91.33 \$1,022,929.60	\$78,299.20	1.07%	Aaa AA+
3133EPUN3	FEDERAL FARM 4.5% 08/28/2028	8/25/2023 8/28/2023	\$800,000.00	\$799,574.56	\$799,574.56	4.51%	3.079 2.854	\$101.44 \$811,512.00	\$11,937.44	0.85%	Aaa AA+
31422X7K2	FARMER MAC 4.70% 09/27/2028	9/27/2023 10/2/2023	\$1,000,000.00	\$995,650.00	\$995,650.00	4.80%	3.162 2.926	\$101.94 \$1,019,410.00	\$23,760.00	1.06%	
3133EPA47	FFCB 4.875 11/01/28	10/25/2023 11/1/2023	\$950,000.00	\$947,251.65	\$947,251.65	4.94%	3.258 3.014	\$102.58 \$974,491.00	\$27,239.35	1.02%	Aaa AA+
3130AXQK7	FHLBANKS 4.75% 12/08/2028	12/7/2023 12/8/2023	\$885,000.00	\$905,700.15	\$905,700.15	4.22%	3.359 3.122	\$102.41 \$906,310.80	\$610.65	0.94%	Aaa AA+
<b>SubTotal</b>			<b>\$27,055,250.00</b>	<b>\$25,794,446.32</b>	<b>\$25,794,446.32</b>	<b>4.02%</b>		<b>\$26,641,755.63</b>	<b>\$847,309.31</b>	<b>27.77%</b>	

**Asset-backed Security**

254683CY9	Discover Card Execution Note Trust 4.310% 03/15/2028	12/3/2024 12/4/2024	\$670,000.00	\$668,691.41	\$668,691.41	4.51%	2.625 0.042	\$99.88 \$669,214.76	\$523.35	0.70%	Aaa
161571HV9	Chase Issuance Trust 4.600% 01/16/2029	1/13/2025 1/14/2025	\$1,000,000.00	\$999,257.81	\$999,257.81	4.68%	3.466 1.942	\$100.45 \$1,004,457.00	\$5,199.19	1.05%	NR AAA
14041NGE5	Capital One Multi- Asset Execution Trust 3.920% 09/17/2029	11/12/2024 11/13/2024	\$750,000.00	\$736,757.81	\$736,757.81	4.63%	4.134 0.421	\$99.32 \$744,910.50	\$8,152.69	0.78%	AAA
43814VAC1	HONDA AUTO RECEIVABLES 2025-1 A-3 20290921 4.57000	2/4/2025 2/11/2025	\$1,000,000.00	\$999,969.20	\$999,969.20	4.62%	4.145 1.635	\$100.65 \$1,006,467.00	\$6,497.80	1.05%	AAA
<b>SubTotal</b>			<b>\$3,420,000.00</b>	<b>\$3,404,676.23</b>	<b>\$3,404,676.23</b>	<b>4.62%</b>		<b>\$3,425,049.26</b>	<b>\$20,373.03</b>	<b>3.57%</b>	

**Commercial Paper**

62479LVF9	MUFG Bank, Ltd. 08/15/2025	12/12/2024 12/13/2024	\$1,375,000.00	\$1,334,481.42	\$1,334,481.42	4.46%	0.041 0.042	\$99.82 \$1,372,487.88	\$38,006.46	1.43%	P-1 A-1
<b>SubTotal</b>			<b>\$1,375,000.00</b>	<b>\$1,334,481.42</b>	<b>\$1,334,481.42</b>	<b>4.46%</b>		<b>\$1,372,487.88</b>	<b>\$38,006.46</b>	<b>1.43%</b>	

Paradise Irrigation District Operating Account

**POSITION STATEMENT**

As of July 31, 2025



CUSIP	Security Description	Trade Date/ Settlement Date	Par Value	Principal Cost/ Purchased Interest	Total Cost	Yield at Cost	Maturity/ Duration	Market Price/ Market Value	Unrealized Gain/ (Loss)	% of Assets	Moody's/ S&P Rating
<b>Corporate Bond</b>											
037833EB2	Apple Inc. 0.700% 02/08/2026	8/31/2022 9/2/2022	\$1,000,000.00	\$905,450.00	\$905,450.00	3.66%	0.526 0.518	\$98.13 \$981,265.00	\$75,815.00	1.02%	Aaa AA+
084670BS6	Berkshire Hathaway Inc. 3.125% 03/15/2026	8/31/2022 9/2/2022	\$1,000,000.00	\$982,290.00	\$982,290.00	3.66%	0.622	\$99.39 \$993,901.23	\$11,611.23	1.04%	Aa2 AA
17325FBF4	Citigroup Inc. 5.438% 04/30/2026	9/11/2024 9/12/2024	\$750,000.00	\$764,580.00	\$764,580.00	4.19%	0.748 0.737	\$100.67 \$755,055.00	(\$9,525.00)	0.79%	Aa3 A+
023135BX3	Amazon.com, Inc. 1.000% 05/12/2026	9/6/2022 9/8/2022	\$800,000.00	\$722,760.00	\$722,760.00	3.84%	0.781 0.778	\$97.54 \$780,336.00	\$57,576.00	0.81%	A1 AA
94988J6D4	Wells Fargo Bank, National Association 5.450% 08/07/2026	10/8/2024 10/9/2024	\$725,000.00	\$738,796.75	\$738,796.75	4.35%	1.019 0.978	\$100.95 \$731,879.53	(\$6,917.22)	0.76%	Aa2 A+
24422EWK1	John Deere Capital Corporation 4.150% 09/15/2027	9/6/2022 9/15/2022	\$750,000.00	\$749,625.00	\$749,625.00	4.16%	2.126 2.023	\$99.84 \$748,792.50	(\$832.50)	0.78%	A1 A
166756BB1	Chevron U.S.A. Inc. 4.475% 02/26/2028	3/6/2025 3/7/2025	\$1,100,000.00	\$1,104,631.00 \$1,504.10	\$1,106,135.10	4.32%	2.575 2.411	\$100.75 \$1,108,294.00	\$3,663.00	1.16%	Aa2 AA-
478160DH4	Johnson & Johnson 4.550% 03/01/2028	2/19/2025 2/20/2025	\$1,300,000.00	\$1,301,586.00	\$1,301,586.00	4.51%	2.586 2.420	\$101.33 \$1,317,264.00	\$15,678.00	1.37%	Aaa AAA
713448FX1	PepsiCo, Inc. 4.500% 07/17/2029	7/15/2024 7/17/2024	\$955,000.00	\$954,579.80	\$954,579.80	4.51%	3.964 3.668	\$100.99 \$964,425.85	\$9,846.05	1.01%	A1 A+
30303M8S4	Meta Platforms, Inc. 4.300% 08/15/2029	10/2/2024 10/3/2024	\$1,375,000.00	\$1,396,958.75	\$1,396,958.75	3.94%	4.044 3.679	\$100.40 \$1,380,530.25	(\$16,428.50)	1.44%	Aa3 AA-
30231GBE1	Exxon Mobil Corporation 2.440% 08/16/2029	8/30/2024 9/3/2024	\$825,000.00	\$765,954.75	\$765,954.75	4.05%	4.047 3.822	\$93.99 \$775,425.75	\$9,471.00	0.81%	Aa2 AA-
<b>SubTotal</b>			<b>\$10,580,000.00</b>	<b>\$10,387,212.05</b> <b>\$1,504.10</b>	<b>\$10,388,716.15</b>	<b>4.11%</b>		<b>\$10,537,169.11</b>	<b>\$149,957.06</b>	<b>10.99%</b>	
<b>Corporate Note</b>											
742718FZ7	Procter & Gamble Company, The 3.950% 01/26/2028	8/29/2024 8/30/2024	\$995,000.00	\$994,602.00	\$994,602.00	3.96%	2.490 2.391	\$99.89 \$993,935.35	(\$666.65)	1.04%	Aa3 AA-
<b>SubTotal</b>			<b>\$995,000.00</b>	<b>\$994,602.00</b>	<b>\$994,602.00</b>	<b>3.96%</b>		<b>\$993,935.35</b>	<b>(\$666.65)</b>	<b>1.04%</b>	

Paradise Irrigation District Operating Account

**POSITION STATEMENT**

As of July 31, 2025



CUSIP	Security Description	Trade Date/ Settlement Date	Par Value	Principal Cost/ Purchased Interest	Total Cost	Yield at Cost	Maturity/ Duration	Market Price/ Market Value	Unrealized Gain/ (Loss)	% of Assets	Moody's/ S&P Rating
<b>Mortgage-backed Security (Commercial)</b>											
3137BVZ82	Federal Home Loan Mortgage Corporation 3.430% 01/25/2027	5/18/2023 5/23/2023	\$1,000,000.00	\$972,187.50	\$972,187.50	4.89%	1.488 1.887	\$98.63 \$986,266.00	\$14,078.50	1.03%	Aaa AA+
3137HAST4	Federal Home Loan Mortgage Corporation 4.850% 09/25/2028	10/25/2023 10/31/2023	\$1,000,000.00	\$968,117.00	\$968,117.00	5.59%	3.156 2.438	\$101.51 \$1,015,056.00	\$46,939.00	1.06%	Aaa AA+
3137HCKV3	Federal Home Loan Mortgage Corporation 5.180% 03/25/2029	4/23/2024 4/30/2024	\$1,000,000.00	\$1,004,059.00	\$1,004,059.00	5.06%	3.652 2.441	\$102.72 \$1,027,225.00	\$23,166.00	1.07%	Aaa AA+
3137FLN91	Federal Home Loan Mortgage Corporation 3.505% 03/25/2029	3/21/2025 3/26/2025	\$1,000,000.00	\$972,812.50	\$972,812.50	4.24%	3.652 2.043	\$97.56 \$975,550.00	\$2,737.50	1.02%	Aaa AA+
3137HFF59	Federal Home Loan Mortgage Corporation 4.618% 07/25/2029	8/13/2024 8/22/2024	\$1,500,000.00	\$1,526,211.00	\$1,526,211.00	4.19%	3.986 2.449	\$101.00 \$1,514,959.50	(\$11,251.50)	1.58%	Aaa AA+
3137HJ5Y9	Federal Home Loan Mortgage Corporation 4.700% 11/25/2029	1/23/2025 1/30/2025	\$1,000,000.00	\$996,755.00	\$996,755.00	4.74%	4.323 2.364	\$101.32 \$1,013,175.00	\$16,420.00	1.06%	Aaa AA+
<b>SubTotal</b>			<b>\$6,500,000.00</b>	<b>\$6,440,142.00</b>	<b>\$6,440,142.00</b>	<b>4.74%</b>		<b>\$6,532,231.50</b>	<b>\$92,089.50</b>	<b>6.81%</b>	
<b>Municipal Bond</b>											
576004HA6	Massachusetts, Commonwealth of 3.670% 01/15/2026	8/26/2022 8/30/2022	\$1,000,000.00	\$999,840.00	\$999,840.00	3.67%	0.460 0.456	\$99.66 \$996,594.00	(\$3,246.00)	1.04%	Aa1
419792YR1	State of Hawaii 0.893% 08/01/2026	8/23/2022 8/25/2022	\$1,000,000.00	\$909,040.00	\$909,040.00	3.38%	1.003 0.993	\$96.71 \$967,121.00	\$58,081.00	1.01%	Aa2 AA+
419792A97	State of Hawaii 1.283% 10/01/2026	8/31/2022 9/2/2022	\$1,000,000.00	\$915,110.00	\$915,110.00	3.54%	1.170 1.157	\$96.64 \$966,372.00	\$51,262.00	1.01%	Aa2 AA+
13063DRD2	California, State of 2.375% 10/01/2026	9/6/2022 9/8/2022	\$500,000.00	\$472,580.00	\$472,580.00	3.85%	1.170 1.149	\$97.91 \$489,547.00	\$16,967.00	0.51%	Aa2 AA-
764464AE3	Richmond, City of 4.334% 01/15/2027	8/26/2022 9/8/2022	\$700,000.00	\$700,000.00	\$700,000.00	4.33%	1.460 1.424	\$99.27 \$694,874.60	(\$5,125.40)	0.72%	AA-

Paradise Irrigation District Operating Account

**POSITION STATEMENT**

As of July 31, 2025



CUSIP	Security Description	Trade Date/ Settlement Date	Par Value	Principal Cost/ Purchased Interest	Total Cost	Yield at Cost	Maturity/ Duration	Market Price/ Market Value	Unrealized Gain/ (Loss)	% of Assets	Moody's/ S&P Rating
3733844X1	Georgia, State of 2.380% 02/01/2027	9/9/2022 9/13/2022	\$1,000,000.00	\$949,190.00	\$949,190.00	3.64%	1.507 1.464	\$97.37 \$973,723.00	\$24,533.00	1.02%	Aaa AAA
76913CBB4	Riverside, County of 2.963% 02/15/2027	11/17/2022 11/21/2022	\$1,000,000.00	\$916,130.00	\$916,130.00	5.19%	1.545 1.495	\$97.34 \$973,408.00	\$57,278.00	1.01%	Aa2 AA
576004HD0	Massachusetts, Commonwealth of 3.680% 07/15/2027	8/17/2022 8/30/2022	\$1,000,000.00	\$1,000,000.00	\$1,000,000.00	3.68%	1.956	\$99.15 \$991,540.00	(\$8,460.00)	1.03%	Aa1
798186P22	San Jose Unified School District 1.014% 08/01/2027	8/18/2022 8/22/2022	\$750,000.00	\$668,362.50	\$668,362.50	3.43%	2.003 1.974	\$94.06 \$705,481.50	\$37,119.00	0.74%	Aaa AAA
13063DC48	California, State of 1.700% 02/01/2028	10/10/2023 10/12/2023	\$1,000,000.00	\$874,540.00	\$874,540.00	4.97%	2.507 2.435	\$94.32 \$943,157.00	\$68,617.00	0.98%	Aa2 AA-
13063EGT7	California, State of 4.500% 08/01/2029	11/5/2024 11/6/2024	\$1,360,000.00	\$1,365,902.40	\$1,365,902.40	4.40%	4.005 3.627	\$101.36 \$1,378,558.56	\$12,656.16	1.44%	Aa2 AA-
<b>SubTotal</b>			<b>\$10,310,000.00</b>	<b>\$9,770,694.90</b>	<b>\$9,770,694.90</b>	<b>4.03%</b>		<b>\$10,080,376.66</b>	<b>\$309,681.76</b>	<b>10.51%</b>	

<b>Negotiable Certificate of Deposit</b>											
14042RVN8	Capital One, National Association 5.000% 11/16/2027	11/15/2022 11/17/2022	\$243,000.00	\$243,000.00	\$243,000.00	5.00%	2.296 2.178	\$102.25 \$248,465.07	\$5,465.07	0.26%	
90355GDT0	UBS Bank USA 4.450% 06/01/2028	5/24/2023 6/1/2023	\$249,000.00	\$248,066.25	\$248,066.25	4.53%	2.838 2.662	\$99.75 \$248,377.00	\$310.75	0.26%	
949764HE7	Wells Fargo Bank, National Association 5.050% 10/31/2028	10/23/2023 10/31/2023	\$248,000.00	\$246,884.00	\$246,884.00	5.15%	3.255 3.008	\$99.71 \$247,274.35	\$390.35	0.26%	
91139LAS5	United Roosevelt Savings Bank 4.600% 06/13/2029	6/4/2024 6/17/2024	\$249,000.00	\$247,879.50	\$247,879.50	4.70%	3.871 3.545	\$99.65 \$248,130.99	\$251.49	0.26%	
89235MPT2	Toyota Financial Savings Bank 4.450% 07/18/2029	7/15/2024 7/18/2024	\$244,000.00	\$243,878.00	\$243,878.00	4.46%	3.967 3.675	\$99.96 \$243,903.38	\$25.38	0.25%	
<b>SubTotal</b>			<b>\$1,233,000.00</b>	<b>\$1,229,707.75</b>	<b>\$1,229,707.75</b>	<b>4.77%</b>		<b>\$1,236,150.79</b>	<b>\$6,443.04</b>	<b>1.29%</b>	

<b>Supranational</b>											
459058JS3	IBRD 0.650% 02/10/2026	9/9/2022 9/13/2022	\$1,000,000.00	\$899,260.00	\$899,260.00	3.83%	0.532 0.523	\$97.69 \$976,888.00	\$77,628.00	1.02%	Aaa AA+
4581X0EN4	IADB 4.125% 02/15/2029	2/16/2024 2/21/2024	\$625,000.00	\$618,081.25	\$618,081.25	4.37%	3.548 3.268	\$100.54 \$628,393.75	\$10,312.50	0.66%	Aaa AA+

Paradise Irrigation District Operating Account

**POSITION STATEMENT**

As of July 31, 2025



CUSIP	Security Description	Trade Date/ Settlement Date	Par Value	Principal Cost/ Purchased Interest	Total Cost	Yield at Cost	Maturity/ Duration	Market Price/ Market Value	Unrealized Gain/ (Loss)	% of Assets	Moody's/ S&P Rating
4581X0DG0	IADB 2.250% 06/18/2029	6/28/2024 7/1/2024	\$1,500,000.00	\$1,361,524.50	\$1,361,524.50	4.34%	3.885 3.722	\$93.86 \$1,407,885.00	\$46,360.50	1.47%	Aaa AA+
<b>SubTotal</b>			<b>\$3,125,000.00</b>	<b>\$2,878,865.75</b>	<b>\$2,878,865.75</b>	<b>4.18%</b>		<b>\$3,013,166.75</b>	<b>\$134,301.00</b>	<b>3.14%</b>	
<b>U.S. Treasury Bond</b>											
912828YG9	UST 1.625% 09/30/2026	5/31/2023 6/1/2023	\$1,000,000.00	\$926,289.06	\$926,289.06	4.01%	1.167 1.154	\$97.17 \$971,719.00	\$45,429.94	1.01%	Aaa AA+
<b>SubTotal</b>			<b>\$1,000,000.00</b>	<b>\$926,289.06</b>	<b>\$926,289.06</b>	<b>4.01%</b>		<b>\$971,719.00</b>	<b>\$45,429.94</b>	<b>1.01%</b>	
<b>U.S. Treasury Note</b>											
912828U24	UST 2.000% 11/15/2026	5/31/2023 6/1/2023	\$1,100,000.00	\$1,029,445.31	\$1,029,445.31	4.01%	1.293 1.278	\$97.38 \$1,071,167.90	\$41,722.59	1.12%	Aaa AA+
91282CEW7	UST 3.250% 06/30/2027	8/23/2022 8/24/2022	\$850,000.00	\$854,416.02	\$854,416.02	3.13%	1.915 1.868	\$98.73 \$839,176.10	(\$15,239.92)	0.87%	Aaa AA+
91282CFB2	UST 2.750% 07/31/2027	8/18/2022 8/19/2022	\$750,000.00	\$740,625.00	\$740,625.00	3.02%	2.000 1.959	\$97.71 \$732,831.75	(\$7,793.25)	0.76%	Aaa AA+
91282CFU0	UST 4.125% 10/31/2027	11/14/2022 11/15/2022	\$455,000.00	\$457,630.47	\$457,630.47	3.99%	2.252 2.151	\$100.43 \$456,955.14	(\$675.33)	0.48%	Aaa AA+
91282CFU0	UST 4.125% 10/31/2027	9/21/2023 9/22/2023	\$575,000.00	\$562,129.89	\$562,129.89	4.73%	2.252 2.151	\$100.43 \$577,470.78	\$15,340.89	0.60%	Aaa AA+
91282CFZ9	UST 3.875% 11/30/2027	3/23/2023 3/24/2023	\$850,000.00	\$863,845.71	\$863,845.71	3.49%	2.334 2.240	\$99.91 \$849,216.30	(\$14,629.41)	0.89%	Aaa AA+
91282CFZ9	UST 3.875% 11/30/2027	9/21/2023 9/22/2023	\$250,000.00	\$242,080.08	\$242,080.08	4.72%	2.334 2.240	\$99.91 \$249,769.50	\$7,689.42	0.26%	Aaa AA+
91282CGC9	UST 3.875% 12/31/2027	2/13/2023 2/14/2023	\$1,150,000.00	\$1,145,328.11	\$1,145,328.11	3.97%	2.419 2.322	\$99.94 \$1,149,280.10	\$3,951.99	1.20%	Aaa AA+
91282CHK0	UST 4.000% 06/30/2028	7/6/2023 7/7/2023	\$1,000,000.00	\$982,109.38	\$982,109.38	4.40%	2.918 2.773	\$100.33 \$1,003,281.00	\$21,171.62	1.05%	Aaa AA+
91282CHK0	UST 4.000% 06/30/2028	3/4/2024 3/5/2024	\$350,000.00	\$346,335.94	\$346,335.94	4.27%	2.918 2.773	\$100.33 \$351,148.35	\$4,812.41	0.37%	Aaa AA+
91282CHQ7	UST 4.125% 07/31/2028	3/19/2024 3/20/2024	\$1,250,000.00	\$1,238,134.77	\$1,238,134.77	4.37%	3.003 2.853	\$100.66 \$1,258,202.50	\$20,067.73	1.31%	Aaa AA+
91282CJW2	UST 4.000% 01/31/2029	1/26/2024 1/31/2024	\$940,000.00	\$939,375.78	\$939,375.78	4.01%	3.507 3.239	\$100.31 \$942,937.50	\$3,561.72	0.98%	Aaa AA+

**POSITION STATEMENT**

As of July 31, 2025



CUSIP	Security Description	Trade Date/ Settlement Date	Par Value	Principal Cost/ Purchased Interest	Total Cost	Yield at Cost	Maturity/ Duration	Market Price/ Market Value	Unrealized Gain/ (Loss)	% of Assets	Moody's/ S&P Rating
91282CJW2	UST 4.000% 01/31/2029	3/4/2024 3/5/2024	\$350,000.00	\$346,541.02	\$346,541.02	4.22%	3.507 3.239	\$100.31 \$351,093.75	\$4,552.73	0.37%	Aaa AA+
91282CKG5	UST 4.125% 03/31/2029	5/23/2024 5/24/2024	\$1,100,000.00	\$1,080,621.09	\$1,080,621.09	4.53%	3.668 3.399	\$100.73 \$1,107,991.50	\$27,370.41	1.16%	Aaa AA+
91282CKT7	UST 4.500% 05/31/2029	6/11/2024 6/12/2024	\$751,000.00	\$752,437.46	\$752,437.46	4.46%	3.836	\$102.03 \$766,225.35	\$13,787.89	0.80%	Aaa AA+
91282CLC3	UST 4.000% 07/31/2029	7/30/2024 7/31/2024	\$1,400,000.00	\$1,395,351.57	\$1,395,351.57	4.07%	4.003 3.736	\$100.29 \$1,404,046.00	\$8,694.43	1.46%	Aaa AA+
91282CLN9	UST 3.500% 09/30/2029	9/27/2024 9/30/2024	\$1,400,000.00	\$1,399,562.50	\$1,399,562.50	3.51%	4.170 3.866	\$98.38 \$1,377,250.00	(\$22,312.50)	1.44%	Aaa AA+
91282CLR0	UST 4.125% 10/31/2029	10/29/2024 10/31/2024	\$1,100,000.00	\$1,098,324.22	\$1,098,324.22	4.16%	4.255 3.905	\$100.75 \$1,108,250.00	\$9,925.78	1.16%	Aaa AA+
91282CLR0	UST 4.125% 10/31/2029	11/18/2024 11/19/2024	\$500,000.00	\$496,621.09	\$496,621.09	4.28%	4.255 3.905	\$100.75 \$503,750.00	\$7,128.91	0.53%	Aaa AA+
91282CMG3	UST 4.250% 01/31/2030	2/27/2025 2/28/2025	\$1,100,000.00	\$1,106,359.37	\$1,106,359.37	4.12%	4.507 4.146	\$101.27 \$1,113,920.50	\$7,561.13	1.16%	Aaa AA+
<b>SubTotal</b>			<b>\$17,221,000.00</b>	<b>\$17,077,274.78</b>	<b>\$17,077,274.78</b>	<b>4.03%</b>		<b>\$17,213,964.02</b>	<b>\$136,689.24</b>	<b>17.95%</b>	
<b>Grand Total</b>			<b>\$96,716,260.25</b>	<b>\$94,140,402.51</b> <b>\$1,504.10</b>	<b>\$94,141,906.61</b>	<b>4.15%</b>		<b>\$95,920,016.20</b>	<b>\$1,779,613.69</b>	<b>100.00%</b>	

**TRANSACTION STATEMENT**

As of July 31, 2025



Transaction Type	Trade Date	Settlement Date	CUSIP	Security Description	Par Value	Principal Cost	Total Proceeds	Realized Gain/Loss
<b>Maturity</b>								
Maturity	7/1/2025	7/1/2025	917542QV7	State of Utah 3.539% 07/01/2025	196,816.53	195,785.59	196,816.53	
Maturity	7/17/2025	7/17/2025	713448CY2	PepsiCo, Inc. 3.500% 07/17/2025	1,000,000.00	995,770.00	1,000,000.00	4,230.00
<b>Total</b>					<b>1,196,816.53</b>	<b>1,191,555.59</b>	<b>1,196,816.53</b>	<b>4,230.00</b>

<b>Paydown</b>								
Paydown	7/25/2025	7/25/2025	3137BLVK1	Federal Home Loan Mortgage Corporation 3.116% 07/25/2025	830,000.00	796,281.25	830,000.00	33,718.75
<b>Total</b>					<b>830,000.00</b>	<b>796,281.25</b>	<b>830,000.00</b>	<b>33,718.75</b>

Transaction Type	Payment Date	Settlement Date	CUSIP	Security Description	Interest Received
<b>Interest/Dividends</b>					
Interest/Dividends	7/1/2025	7/1/2025	917542QV7	State of Utah 3.539% 07/01/2025	1,031.41
Interest/Dividends	7/1/2025	7/1/2025	90355GDT0	UBS Bank USA 4.450% 06/01/2028	910.73
Interest/Dividends	7/1/2025	7/1/2025	917542QV7	State of Utah 3.539% 07/01/2025	3,482.67
Interest/Dividends	7/1/2025	7/1/2025	31846V567	First American Funds, Inc.	3,108.76
Interest/Dividends	7/14/2025	7/14/2025	91139LAS5	United Roosevelt Savings Bank 4.600% 06/13/2029	941.42
Interest/Dividends	7/15/2025	7/15/2025	576004HA6	Massachusetts, Commonwealth of 3.670% 01/15/2026	18,350.00
Interest/Dividends	7/15/2025	7/15/2025	576004HD0	Massachusetts, Commonwealth of 3.680% 07/15/2027	18,400.00
Interest/Dividends	7/15/2025	7/15/2025	764464AE3	Richmond, City of 4.334% 01/15/2027	15,169.00
Interest/Dividends	7/15/2025	7/15/2025	254683CY9	Discover Card Execution Note Trust 4.310% 03/15/2028	2,406.42



**TRANSACTION STATEMENT**

As of July 31, 2025



Transaction Type	Payment Date	Settlement Date	CUSIP	Security Description	Interest Received
Interest/Dividends	7/15/2025	7/15/2025	14041NGE5	Capital One Multi-Asset Execution Trust 3.920% 09/17/2029	2,450.00
Interest/Dividends	7/15/2025	7/15/2025	161571HV9	Chase Issuance Trust 4.600% 01/16/2029	3,833.33
Interest/Dividends	7/17/2025	7/17/2025	713448CY2	PepsiCo, Inc. 3.500% 07/17/2025	17,500.00
Interest/Dividends	7/17/2025	7/17/2025	3133EPQD0	FEDERAL FARM 4.25% 07/17/2028	21,250.00
Interest/Dividends	7/17/2025	7/17/2025	713448FX1	PepsiCo, Inc. 4.500% 07/17/2029	21,487.50
Interest/Dividends	7/18/2025	7/18/2025	89235MPT2	Toyota Financial Savings Bank 4.450% 07/18/2029	5,384.38
Interest/Dividends	7/21/2025	7/21/2025	3136G4ZY2	FNMA 0.750% 07/20/2027	625.00
Interest/Dividends	7/21/2025	7/21/2025	43814VAC1	HONDA AUTO RECEIVABLES 2025-1 A-3 20290921 4.57000	3,808.33
Interest/Dividends	7/25/2025	7/25/2025	3137BLVK1	Federal Home Loan Mortgage Corporation 3.116% 07/25/2025	2,155.23
Interest/Dividends	7/25/2025	7/25/2025	3137BVZ82	Federal Home Loan Mortgage Corporation 3.430% 01/25/2027	2,858.33
Interest/Dividends	7/25/2025	7/25/2025	3137HAST4	Federal Home Loan Mortgage Corporation 4.850% 09/25/2028	4,041.67
Interest/Dividends	7/25/2025	7/25/2025	3137HCKV3	Federal Home Loan Mortgage Corporation 5.180% 03/25/2029	4,316.67
Interest/Dividends	7/25/2025	7/25/2025	3137HJ5Y9	Federal Home Loan Mortgage Corporation 4.700% 11/25/2029	3,916.67
Interest/Dividends	7/25/2025	7/25/2025	3137FLN91	Federal Home Loan Mortgage Corporation 3.505% 03/25/2029	2,920.83
Interest/Dividends	7/25/2025	7/25/2025	3137HFF59	Federal Home Loan Mortgage Corporation 4.618% 07/25/2029	5,772.50
Interest/Dividends	7/28/2025	7/28/2025	3130AQJX2	FHLB 2.750% 01/28/2027	5,625.00
Interest/Dividends	7/28/2025	7/28/2025	3130ANED8	FHLB 1.000% 07/27/2026	3,750.00
Interest/Dividends	7/28/2025	7/28/2025	742718FZ7	Procter & Gamble Company, The 3.950% 01/26/2028	19,651.25
Interest/Dividends	7/31/2025	7/31/2025	91282CFB2	UST 2.750% 07/31/2027	10,312.50

**TRANSACTION STATEMENT**

As of July 31, 2025



Transaction Type	Payment Date	Settlement Date	CUSIP	Security Description	Interest Received
Interest/Dividends	7/31/2025	7/31/2025	91282CHQ7	UST 4.125% 07/31/2028	25,781.25
Interest/Dividends	7/31/2025	7/31/2025	949764HE7	Wells Fargo Bank, National Association 5.050% 10/31/2028	1,063.68
Interest/Dividends	7/31/2025	7/31/2025	91282CJW2	UST 4.000% 01/31/2029	25,800.00
Interest/Dividends	7/31/2025	7/31/2025	91282CLC3	UST 4.000% 07/31/2029	28,000.00
Interest/Dividends	7/31/2025	7/31/2025	91282CMG3	UST 4.250% 01/31/2030	23,375.00
<b>Total</b>					<b>309,479.53</b>

Transaction Type	Trade Date	Settlement Date	Transaction Description	Amount
<b>Custodian Fee</b>				
Custodian Fee	7/24/2025	7/24/2025	Cash Out	(536.72)
<b>Total</b>				<b>(536.72)</b>

<b>Management Fee</b>				
Management Fee	7/17/2025	7/17/2025	Cash Out	(3,000.00)
<b>Total</b>				<b>(3,000.00)</b>

**STATEMENT DISCLOSURE**

As of July 31, 2025



Meeder provides monthly statements for its investment management clients to provide information about the investment portfolio. The information should not be used for audit or confirmation purposes. Please review your custodial statements and report any inaccuracies or discrepancies.

Certain information and data has been supplied by unaffiliated third parties. Although Meeder believes the information is reliable, it cannot warrant the accuracy of information offered by third parties. Market value may reflect prices received from pricing vendors when current market quotations are not available. Prices may not reflect firm bids or offers and may differ from the value at which the security can be sold.

Statements may include positions from unmanaged accounts provided for reporting purposes. Unmanaged accounts are managed directly by the client and are not included in the accounts managed by the investment adviser. This information is provided as a client convenience and the investment adviser assumes no responsibility for performance of these accounts or the accuracy of the data reported.

**Investing involves risk. Past performance is no guarantee of future results. Debt and fixed income securities are subject to credit and interest rate risk. The investment return and principal value of an investment will fluctuate so that an investors shares, when redeemed, may be worth more or less than their original cost. Current performance may be lower or higher than the performance data quoted.**

Meeder Investment Management is the global brand for the Meeder group of affiliated companies. Investment advisory services are provided through Meeder Public Funds, Inc. Please contact us if you would like to receive a copy of our current ADV disclosure brochure or privacy policy.