

Paradise Irrigation District Operating Account

Monthly Investment Report
November 30, 2024

Your Investment Representative:

Jim McCourt
(614) 923-1151
jmccourt@meederinvestment.com

For questions about your account please contact your investment representative or contact publicfundsoperations@meederinvestment.com
Dublin, Ohio | Lansing, Michigan | Long Beach, California | Austin, Texas | 866-633-3371 | www.meederpublicfunds.com

PORTFOLIO SUMMARY

As of November 30, 2024



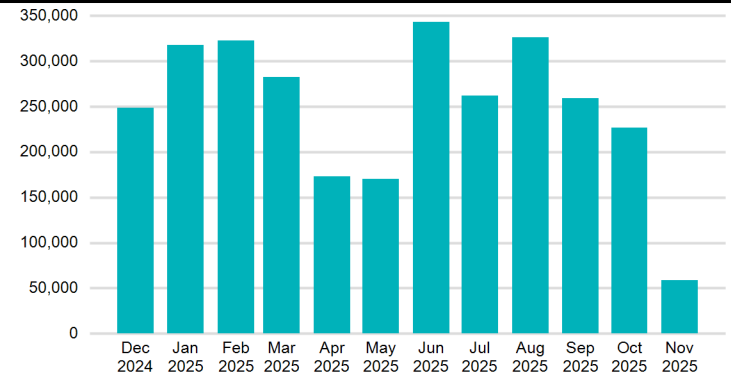
MONTHLY RECONCILIATION

Beginning Book Value	84,482,637.08
Contributions	
Withdrawals	
Prior Month Management Fees	(3,000.00)
Prior Month Custodian Fees	(537.61)
Realized Gains/Losses	52,057.74
Purchased Interest	(5,254.20)
Gross Interest Earnings	101,005.61
Ending Book Value	84,626,908.62

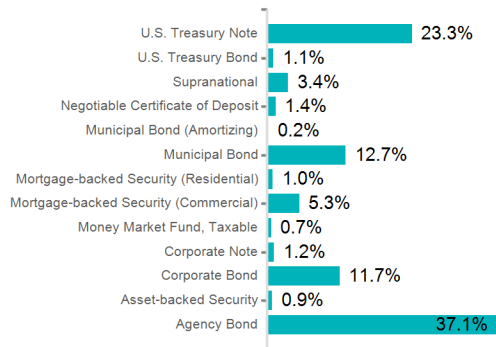
PORTFOLIO CHARACTERISTICS

Portfolio Yield to Maturity	4.06%
Portfolio Effective Duration	2.36 yrs
Weighted Average Maturity	2.62 yrs
Weighted Average Life	2.74 yrs

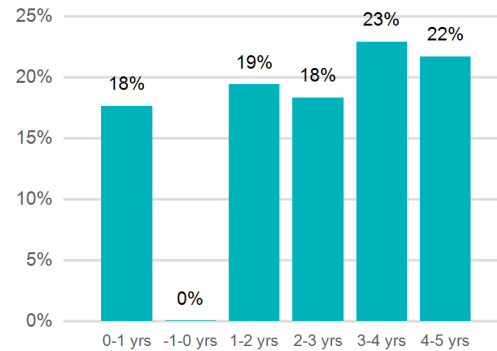
PROJECTED MONTHLY INCOME SCHEDULE



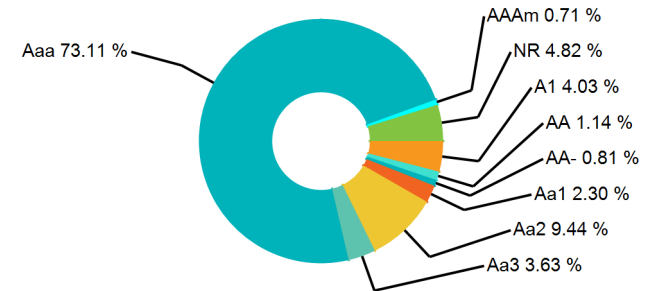
SECTOR ALLOCATION



MATURITY DISTRIBUTION



CREDIT QUALITY



Paradise Irrigation District Operating Account

PROJECTED INCOME SCHEDULE

As of November 30, 2024



CUSIP	SECURITY DESCRIPTION	Dec 2024	Jan 2025	Feb 2025	Mar 2025	Apr 2025	May 2025	Jun 2025	Jul 2025	Aug 2025	Sep 2025	Oct 2025	Nov 2025
023135BX3	Amazon.com, Inc. 1.000% 05/12/2026						4,000						4,000
037833BG4	Apple Inc. 3.200% 05/13/2025						28,176						
037833EB2	Apple Inc. 0.700% 02/08/2026			3,500						3,500			
084670BS6	Berkshire Hathaway Inc. 3.125% 03/15/2026				15,625							15,625	
13063DC48	California, State of 1.700% 02/01/2028			8,500						8,500			
13063DRD2	California, State of 2.375% 10/01/2026					5,938						5,938	
13063EGT7	California, State of 4.500% 08/01/2029			14,620						30,600			
14041NGE5	Capital One Multi-Asset Execution Trust 3.920% 09/17/2029	1,777	1,470	1,215	1,003	827	682	561	461	379	310	254	208
14042RVN8	Capital One, National Association 5.000% 11/16/2027						6,025						6,125
17131RAT3	Chula Vista, City of 0.660% 06/01/2025	3,300						89,970					
17325FBF4	Citigroup Inc. 5.438% 04/30/2026					20,393						20,393	
24422EWK1	John Deere Capital Corporation 4.150% 09/15/2027				15,563						15,563		
30231GBE1	Exxon Mobil Corporation 2.440% 08/16/2029			10,065						10,065			
30303M8S4	Meta Platforms, Inc. 4.300% 08/15/2029			30,548						29,563			
3130AGMT9	FHLB 2.450% 06/24/2026	3,614						3,614					
3130AKX92	FHLB 0.625% 02/12/2027			1,250						1,500			
3130ALGJ7	FHLB 1.000% 03/23/2026				3,656						3,656		
3130ALHH0	FHLB 0.960% 03/05/2026				3,600						3,600		
3130AMVU3	FHLB 1.350% 06/29/2026	6,750						6,750					
3130ANED8	FHLB 1.000% 07/27/2026		3,750						3,750				

Paradise Irrigation District Operating Account

PROJECTED INCOME SCHEDULE

As of November 30, 2024



CUSIP	SECURITY DESCRIPTION	Dec 2024	Jan 2025	Feb 2025	Mar 2025	Apr 2025	May 2025	Jun 2025	Jul 2025	Aug 2025	Sep 2025	Oct 2025	Nov 2025
3130ANMH0	FHLBANKS 1.10% 08/20/2026			4,125						4,125			
3130ANRG7	FHLB 1.250% 08/24/2028			7,000						7,000			
3130AQ4B6	FHLB 1.200% 12/23/2024	51,283											
3130AQH97	FHLB 1.625% 01/27/2025		58,595										
3130AQJX2	FHLB 1.750% 01/28/2027		4,375						5,625				
3130AQRH8	FHLB 2.000% 02/25/2027			5,250						5,250			
3130AQTT0	FHLB 1.550% 02/28/2025			60,270									
3130AR2A8	FHLB 2.250% 03/07/2025				47,630								
3130AR7E5	FHLB 2.600% 03/25/2027				6,825						6,825		
3130ATUS4	FHLB 4.250% 12/10/2027	25,500						25,500					
3130AXQK7	FHLBANKS 4.75% 12/08/2028	21,019						21,019					
3133EL3H5	FFCB 0.570% 08/12/2025			1,283						38,034			
3133EL4D3	FFCB 0.900% 08/19/2027			3,375						3,375			
3133ENFN5	FFCB 1.540% 11/30/2026						5,775						5,775
3133ENG87	FFCB 2.920% 08/17/2027			9,621						9,621			
3133ENJ35	FFCB 3.320% 02/25/2026			12,450						12,450			
3133ENQV5	FFCB 1.870% 03/10/2025				54,780								
3133EPA47	FFCB 4.875 11/01/28						23,156						23,156
3133EPGW9	FEDERAL FARM 3.875% 04/25/2028					21,313						21,313	
3133EPLD5	FEDERAL FARM 3.875% 05/30/28						16,469						16,469
3133EPNH4	FFCB 3.875 06/21/2028	13,563						13,563					
3133EPQD0	FEDERAL FARM 4.25% 07/17/2028		21,250						21,250				
3133EPUN3	FEDERAL FARM 4.5% 08/28/2028			18,000						18,000			
3134GVR26	FMCC 0.700% 06/25/2025	2,251						54,912					

Paradise Irrigation District Operating Account

PROJECTED INCOME SCHEDULE

As of November 30, 2024



CUSIP	SECURITY DESCRIPTION	Dec 2024	Jan 2025	Feb 2025	Mar 2025	Apr 2025	May 2025	Jun 2025	Jul 2025	Aug 2025	Sep 2025	Oct 2025	Nov 2025
3134GW4C7	FMCC 0.800% 10/27/2026					3,000						3,000	
3134GWUE4	FMCC 0.500% 09/30/2025				2,313						84,083		
3134GWZV1	FMCC 0.650% 10/22/2025					2,210						58,942	
3136G43F8	FNMA 0.700% 09/30/2027				1,103						1,103		
3136G4ZY2	FNMA 0.750% 07/20/2027	625	625	625	625	625	625	625	625	625	625	625	625
3137BFE98	Federal Home Loan Mortgage Corporation 3.171% 10/25/2024												
3137BLVK1	Federal Home Loan Mortgage Corporation 3.116% 07/25/2025	797	710	622	534	446	357	269	179	90			
3137BVZ82	Federal Home Loan Mortgage Corporation 3.430% 01/25/2027	1,740	1,676	1,612	1,547	1,483	1,418	1,352	1,287	1,221	1,155	1,089	1,023
3137HAST4	Federal Home Loan Mortgage Corporation 4.850% 09/25/2028	3,379	3,311	3,243	3,174	3,105	3,036	2,967	2,897	2,827	2,756	2,686	2,615
3137HCKV3	Federal Home Loan Mortgage Corporation 5.180% 03/25/2029	3,857	3,790	3,722	3,655	3,587	3,519	3,450	3,381	3,312	3,242	3,172	3,102
3137HFF59	Federal Home Loan Mortgage Corporation 4.618% 07/25/2029	5,772	5,772	5,681	5,588	5,495	5,402	5,308	5,214	5,120	5,024	4,929	4,833
31422BGV6	AGM 2.260% 06/24/2026	7,289						7,289					
31422X7K2	FARMER MAC 4.70% 09/27/2028				23,500						23,500		
31424WAF9	AGM 4.875% 04/01/2027					30,469						30,469	
3733844X1	Georgia, State of 2.380% 02/01/2027			11,900						11,900			
419792A97	Hawaii, State of 1.283% 10/01/2026					6,415						6,415	
419792YR1	Hawaii, State of 0.893% 08/01/2026			4,465						4,465			
4581X0DG0	IADB 2.250% 06/18/2029	16,875						16,875					
4581X0EN4	IADB 4.125% 02/15/2029			12,891						12,891			
459058JS3	IBRD 0.650% 02/10/2026			3,250						3,250			

Paradise Irrigation District Operating Account

PROJECTED INCOME SCHEDULE

As of November 30, 2024



CUSIP	SECURITY DESCRIPTION	Dec 2024	Jan 2025	Feb 2025	Mar 2025	Apr 2025	May 2025	Jun 2025	Jul 2025	Aug 2025	Sep 2025	Oct 2025	Nov 2025
576004HA6	Massachusetts, Commonwealth of 3.670% 01/15/2026		18,350						18,350				
576004HD0	Massachusetts, Commonwealth of 3.680% 07/15/2027		18,400						18,400				
713448CY2	PepsiCo, Inc. 3.500% 07/17/2025		17,500						21,730				
713448FX1	PepsiCo, Inc. 4.500% 07/17/2029		21,488						21,488				
742651DZ2	PEFCO 3.900% 10/15/2027					10,725						10,725	
742718FZ7	Procter & Gamble Company, The 3.950% 01/26/2028		19,651						19,651				
764464AE3	Richmond, City of 4.334% 01/15/2027		15,169						15,169				
76913CBB4	Riverside, County of 2.963% 02/15/2027			14,815						14,815			
798186P22	San Jose Unified School District 1.014% 08/01/2027			3,803						3,803			
880591EZ1	TVA 3.875% 03/15/2028				33,906						33,906		
89235MPT2	Toyota Financial Savings Bank 4.450% 07/18/2029		5,474						5,384				
90355GDT0	UBS Bank USA 4.450% 06/01/2028	911	941	941	850	941	911	941	911	941	941	911	941
91139LAS5	United Roosevelt Savings Bank 4.600% 06/13/2029	941	973	973	879	973	941	973	941	973	973	941	973
9128284R8	UST 2.875% 05/31/2025						19,336						
912828U24	UST 2.000% 11/15/2026						11,000						11,000
912828YG9	UST 1.625% 09/30/2026				8,125						8,125		
91282CEU1	UST 2.875% 06/15/2025	12,938						23,344					
91282CEW7	UST 3.250% 06/30/2027	13,813						13,813					
91282CFB2	UST 2.750% 07/31/2027		10,313						10,313				
91282CFE6	UST 3.125% 08/15/2025			21,094						35,613			
91282CFU0	UST 4.125% 10/31/2027					21,244						21,244	

Paradise Irrigation District Operating Account

PROJECTED INCOME SCHEDULE

As of November 30, 2024



CUSIP	SECURITY DESCRIPTION	Dec 2024	Jan 2025	Feb 2025	Mar 2025	Apr 2025	May 2025	Jun 2025	Jul 2025	Aug 2025	Sep 2025	Oct 2025	Nov 2025
91282CFZ9	UST 3.875% 11/30/2027						21,313						21,313
91282CGC9	UST 3.875% 12/31/2027	22,281						22,281					
91282CGP0	UST 4.000% 02/29/2028			21,500						21,500			
91282CHK0	UST 4.000% 06/30/2028	27,000						27,000					
91282CHQ7	UST 4.125% 07/31/2028		25,781						25,781				
91282CJW2	UST 4.000% 01/31/2029		25,800						25,800				
91282CKG5	UST 4.125% 03/31/2029				22,688						22,688		
91282CKT7	UST 4.500% 05/31/2029						16,898						16,898
91282CLC3	UST 4.000% 07/31/2029		28,000						28,000				
91282CLN9	UST 3.500% 09/30/2029				24,500						24,500		
91282CLR0	UST 4.125% 10/31/2029					33,000						33,000	
917542QV7	Utah, State of 3.539% 07/01/2025		3,483						4,514				
949764HE7	Wells Fargo Bank, National Association 5.050% 10/31/2028	1,064	1,064	961	1,064	1,029	1,064	1,029	1,064	1,064	1,029	1,064	1,029
94988J6D4	Wells Fargo Bank, National Association 5.450% 08/07/2026			19,756						19,756			
TOTAL		248,337	317,710	322,924	282,731	173,216	170,101	343,403	262,165	326,126	259,229	227,108	120,083

Paradise Irrigation District Operating Account

POSITION STATEMENT

As of November 30, 2024



CUSIP	Security Description	Trade Date/ Settlement Date	Par Value	Principal Cost/ Purchased Interest	Total Cost	Yield at Cost	Maturity/ Duration	Market Price/ Market Value	Unrealized Gain/ (Loss)	% of Assets	Moody's/ S&P Rating
Cash and Cash Equivalents											
00343CASH	California CLASS Prime Fund	11/29/2024 11/29/2024	\$3,822,810.37	\$3,822,810.37	\$3,822,810.37	4.97%	0.003 0.003	\$1.00 \$3,822,810.37	\$0.00	3.51%	
00344CASH	Tri Counties Bank	11/29/2024 11/29/2024	\$19,423,384.97	\$19,423,384.97	\$19,423,384.97	0.05%	0.003 0.003	\$1.00 \$19,423,384.97	\$0.00	17.82%	
00345CASH	LAIF	11/29/2024 11/29/2024	\$2,699.31	\$2,699.31	\$2,699.31	4.45%	0.003 0.003	\$1.00 \$2,699.31	\$0.00	0.00%	
31846V567	First American Funds, Inc.	11/29/2024 11/29/2024	\$611,286.97	\$611,286.97	\$611,286.97	4.52%	0.003 0.003	\$1.00 \$611,286.97	\$0.00	0.56%	AAAm
SubTotal			\$23,860,181.62	\$23,860,181.62	\$23,860,181.62	0.95%		\$23,860,181.62	\$0.00	21.89%	
Agency Bond											
3130AQ4B6	FHLB 1.200% 12/23/2024	8/23/2022 8/24/2022	\$930,000.00	\$884,297.01	\$884,297.01	3.41%	0.066 0.067	\$99.77 \$927,823.80	\$43,526.79	0.85%	Aaa AA+
3130AQH97	FHLB 1.625% 01/27/2025	9/2/2022 9/6/2022	\$1,000,000.00	\$949,530.00	\$949,530.00	3.68%	0.162 0.161	\$99.50 \$994,950.00	\$45,420.00	0.91%	Aaa AA+
3130AQTTO	FHLB 1.550% 02/28/2025	9/9/2022 9/12/2022	\$1,000,000.00	\$947,480.00	\$947,480.00	3.81%	0.249 0.247	\$99.20 \$992,000.00	\$44,520.00	0.91%	Aaa AA+
3130AR2A8	FHLB 2.250% 03/07/2025	9/9/2022 9/12/2022	\$1,000,000.00	\$963,620.00	\$963,620.00	3.80%	0.268 0.272	\$99.30 \$993,000.00	\$29,380.00	0.91%	Aaa AA+
3133ENQV5	FFCB 1.870% 03/10/2025	9/9/2022 9/12/2022	\$1,000,000.00	\$954,570.00	\$954,570.00	3.80%	0.277 0.270	\$99.17 \$991,730.00	\$37,160.00	0.91%	Aaa AA+
3134GVR26	FMCC 0.700% 06/25/2025	9/9/2022 9/12/2022	\$643,000.00	\$590,338.30	\$590,338.30	3.83%	0.570 0.570	\$97.72 \$628,307.45	\$37,969.15	0.58%	Aaa AA+
3133EL3H5	FFCB 0.570% 08/12/2025	8/23/2022 8/24/2022	\$450,000.00	\$413,248.50	\$413,248.50	3.49%	0.701 0.701	\$97.28 \$437,747.40	\$24,498.90	0.40%	Aaa AA+
3134GWUE4	FMCC 0.500% 09/30/2025	8/18/2022 8/19/2022	\$925,000.00	\$843,230.00	\$843,230.00	3.52%	0.836 0.835	\$96.56 \$893,161.50	\$49,931.50	0.82%	Aaa AA+
3134GWZV1	FMCC 0.650% 10/22/2025	8/17/2022 8/18/2022	\$680,000.00	\$623,267.60	\$623,267.60	3.44%	0.896 0.896	\$96.54 \$656,474.72	\$33,207.12	0.60%	Aaa AA+
3133ENJ35	FFCB 3.320% 02/25/2026	8/19/2022 8/25/2022	\$750,000.00	\$749,872.50	\$749,872.50	3.33%	1.241 1.214	\$98.67 \$740,032.50	(\$9,840.00)	0.68%	Aaa AA+
3130ALHH0	FHLB 0.960% 03/05/2026	8/17/2022 8/18/2022	\$750,000.00	\$688,327.50	\$688,327.50	3.44%	1.263 1.259	\$95.73 \$717,967.50	\$29,640.00	0.66%	Aaa AA+

Paradise Irrigation District Operating Account

POSITION STATEMENT

As of November 30, 2024



CUSIP	Security Description	Trade Date/ Settlement Date	Par Value	Principal Cost/ Purchased Interest	Total Cost	Yield at Cost	Maturity/ Duration	Market Price/ Market Value	Unrealized Gain/ (Loss)	% of Assets	Moody's/ S&P Rating
3130ALGJ7	FHLB 1.000% 03/23/2026	8/19/2022 8/22/2022	\$731,250.00	\$670,724.44	\$670,724.44	3.47%	1.312 1.309	\$95.63 \$699,325.09	\$28,600.65	0.64%	Aaa AA+
3130AGMT9	FHLB 2.450% 06/24/2026	8/17/2022 8/18/2022	\$295,000.00	\$283,200.00	\$283,200.00	3.57%	1.567 1.533	\$96.78 \$285,503.95	\$2,303.95	0.26%	Aaa AA+
31422BGV6	AGM 2.260% 06/24/2026	7/25/2023 7/28/2023	\$645,000.00	\$601,746.30	\$601,746.30	4.76%	1.567 1.535	\$96.62 \$623,205.45	\$21,459.15	0.57%	
3130AMVU3	FHLB 1.350% 06/29/2026	10/10/2023 10/11/2023	\$1,000,000.00	\$910,220.00	\$910,220.00	4.92%	1.581 1.563	\$95.17 \$951,700.00	\$41,480.00	0.87%	Aaa AA+
3130ANED8	FHLB 1.000% 07/27/2026	8/17/2022 8/18/2022	\$750,000.00	\$683,295.00	\$683,295.00	3.43%	1.658 1.646	\$94.39 \$707,925.00	\$24,630.00	0.65%	Aaa AA+
3130ANMH0	FHLBANKS 1.10% 08/20/2026	8/17/2022 8/18/2022	\$750,000.00	\$685,320.00	\$685,320.00	3.42%	1.723 1.708	\$94.55 \$709,087.50	\$23,767.50	0.65%	Aaa AA+
3134GW4C7	FMCC 0.800% 10/27/2026	8/17/2022 8/18/2022	\$750,000.00	\$675,420.00	\$675,420.00	3.36%	1.910 1.899	\$93.48 \$701,093.25	\$25,673.25	0.64%	Aaa AA+
3133ENFN5	FFCB 1.540% 11/30/2026	8/19/2022 8/22/2022	\$750,000.00	\$692,212.50	\$692,212.50	3.50%	2.003 1.963	\$94.28 \$707,131.50	\$14,919.00	0.65%	Aaa AA+
3130AQJX2	FHLB 1.750% 01/28/2027	8/17/2022 8/18/2022	\$500,000.00	\$468,555.00	\$468,555.00	3.68%	2.164 2.108	\$96.79 \$483,950.00	\$15,395.00	0.44%	Aaa AA+
3130AKX92	FHLB 0.625% 02/12/2027	8/23/2022 8/24/2022	\$400,000.00	\$357,500.00	\$357,500.00	3.56%	2.205 2.183	\$93.33 \$373,320.00	\$15,820.00	0.34%	Aaa AA+
3130AQRH8	FHLB 2.000% 02/25/2027	8/17/2022 8/18/2022	\$525,000.00	\$494,109.00	\$494,109.00	3.42%	2.241 2.188	\$95.07 \$499,091.25	\$4,982.25	0.46%	Aaa AA+
3130AR7E5	FHLB 2.600% 03/25/2027	8/19/2022 8/22/2022	\$525,000.00	\$505,974.00	\$505,974.00	3.46%	2.318 2.257	\$95.79 \$502,876.50	(\$3,097.50)	0.46%	Aaa AA+
31424WAF9	AGM 4.875% 04/01/2027	10/10/2023 10/11/2023	\$1,250,000.00	\$1,252,125.00	\$1,252,125.00	4.82%	2.337 2.223	\$101.04 \$1,263,025.00	\$10,900.00	1.16%	
3136G4ZY2	FNMA 0.750% 07/20/2027	10/10/2023 10/11/2023	\$1,000,000.00	\$856,400.00	\$856,400.00	4.93%	2.638 2.614	\$90.75 \$907,490.00	\$51,090.00	0.83%	Aaa AA+
3133ENG87	FFCB 2.920% 08/17/2027	8/18/2022 8/19/2022	\$659,000.00	\$654,209.07	\$654,209.07	3.08%	2.715 2.608	\$96.61 \$636,646.72	(\$17,562.35)	0.58%	Aaa AA+
3133EL4D3	FFCB 0.900% 08/19/2027	8/17/2022 8/19/2022	\$750,000.00	\$667,110.00	\$667,110.00	3.32%	2.721 2.687	\$90.88 \$681,585.00	\$14,475.00	0.63%	Aaa AA+
3136G43F8	FNMA 0.700% 09/30/2027	10/10/2023 10/11/2023	\$315,000.00	\$267,343.65	\$267,343.65	4.94%	2.836 2.808	\$90.04 \$283,619.70	\$16,276.05	0.26%	Aaa AA+
742651DZ2	PEFCO 3.900% 10/15/2027	4/27/2023 5/3/2023	\$280,000.00	\$280,448.00	\$280,448.00	3.86%	2.877 2.737	\$98.54 \$275,900.52	(\$4,547.48)	0.25%	Aaa AA+

POSITION STATEMENT

As of November 30, 2024



CUSIP	Security Description	Trade Date/ Settlement Date	Par Value	Principal Cost/ Purchased Interest	Total Cost	Yield at Cost	Maturity/ Duration	Market Price/ Market Value	Unrealized Gain/ (Loss)	% of Assets	Moody's/ S&P Rating
742651DZ2	PEFCO 3.900% 10/15/2027	4/28/2023 5/3/2023	\$270,000.00	\$269,568.00	\$269,568.00	3.94%	2.877 2.737	\$98.54 \$266,046.93	(\$3,521.07)	0.24%	Aaa AA+
3130ATUS4	FHLB 4.250% 12/10/2027	12/22/2022 12/23/2022	\$1,200,000.00	\$1,219,308.00	\$1,219,308.00	3.89%	3.030 2.819	\$99.96 \$1,199,556.00	(\$19,752.00)	1.10%	Aaa AA+
880591EZ1	TVA 3.875% 03/15/2028	3/28/2023 3/30/2023	\$1,750,000.00	\$1,742,952.50	\$1,742,952.50	3.96%	3.293 3.100	\$99.01 \$1,732,701.25	(\$10,251.25)	1.59%	Aaa AA+
3133EPGW9	FEDERAL FARM 3.875% 04/25/2028	4/20/2023 4/25/2023	\$1,100,000.00	\$1,104,444.00	\$1,104,444.00	3.79%	3.405 3.211	\$98.87 \$1,087,516.10	(\$16,927.90)	1.00%	Aaa AA+
3133EPLD5	FEDERAL FARM 3.875% 05/30/28	5/25/2023 5/30/2023	\$850,000.00	\$847,654.00	\$847,654.00	3.94%	3.501 3.244	\$98.84 \$840,131.50	(\$7,522.50)	0.77%	Aaa AA+
3133EPNH4	FFCB 3.875 06/21/2028	6/15/2023 6/21/2023	\$700,000.00	\$696,885.00	\$696,885.00	3.97%	3.562 3.303	\$98.82 \$691,733.00	(\$5,152.00)	0.63%	Aaa AA+
3133EPQD0	FEDERAL FARM 4.25% 07/17/2028	7/11/2023 7/17/2023	\$1,000,000.00	\$996,970.00	\$996,970.00	4.32%	3.633 3.354	\$100.05 \$1,000,450.00	\$3,480.00	0.92%	Aaa AA+
3130ANRG7	FHLB 1.250% 08/24/2028	10/10/2023 10/11/2023	\$1,120,000.00	\$944,630.40	\$944,630.40	4.90%	3.737 3.643	\$88.87 \$995,332.80	\$50,702.40	0.91%	Aaa AA+
3133EPUN3	FEDERAL FARM 4.5% 08/28/2028	8/25/2023 8/28/2023	\$800,000.00	\$799,574.56	\$799,574.56	4.51%	3.748 3.454	\$100.84 \$806,685.60	\$7,111.04	0.74%	Aaa AA+
31422X7K2	FARMER MAC 4.70% 09/27/2028	9/27/2023 10/2/2023	\$1,000,000.00	\$995,650.00	\$995,650.00	4.80%	3.830 3.523	\$101.34 \$1,013,410.00	\$17,760.00	0.93%	
3133EPA47	FFCB 4.875 11/01/28	10/25/2023 11/1/2023	\$950,000.00	\$947,251.65	\$947,251.65	4.94%	3.926 3.609	\$102.19 \$970,798.35	\$23,546.70	0.89%	Aaa AA+
3130AXQK7	FHLBANKS 4.75% 12/08/2028	12/7/2023 12/8/2023	\$885,000.00	\$905,700.15	\$905,700.15	4.22%	4.027 3.635	\$102.23 \$904,691.25	(\$1,008.90)	0.83%	Aaa AA+
SubTotal			\$32,628,250.00	\$31,084,281.63	\$31,084,281.63	3.97%		\$31,774,724.08	\$690,442.45	29.15%	
Asset-backed Security											
14041NGE5	Capital One Multi- Asset Execution Trust 3.920% 09/17/2029	11/12/2024 11/13/2024	\$750,000.00	\$736,757.81	\$736,757.81	4.63%	4.803 0.421	\$98.55 \$739,127.25	\$2,369.44	0.68%	AAA
SubTotal			\$750,000.00	\$736,757.81	\$736,757.81	4.63%		\$739,127.25	\$2,369.44	0.68%	
Corporate Bond											
037833BG4	Apple Inc. 3.200% 05/13/2025	9/2/2022 9/7/2022	\$1,049,000.00	\$1,037,607.86	\$1,037,607.86	3.63%	0.452 0.456	\$99.38 \$1,042,506.69	\$4,898.83	0.96%	Aaa AA+

Paradise Irrigation District Operating Account

POSITION STATEMENT

As of November 30, 2024



CUSIP	Security Description	Trade Date/ Settlement Date	Par Value	Principal Cost/ Purchased Interest	Total Cost	Yield at Cost	Maturity/ Duration	Market Price/ Market Value	Unrealized Gain/ (Loss)	% of Assets	Moody's/ S&P Rating
713448CY2	PepsiCo, Inc. 3.500% 07/17/2025	9/7/2022 9/9/2022	\$1,000,000.00	\$995,770.00	\$995,770.00	3.66%	0.630 0.625	\$99.30 \$993,040.00	(\$2,730.00)	0.91%	A1 A+
037833EB2	Apple Inc. 0.700% 02/08/2026	8/31/2022 9/2/2022	\$1,000,000.00	\$905,450.00	\$905,450.00	3.66%	1.195 1.186	\$95.71 \$957,097.00	\$51,647.00	0.88%	Aaa AA+
084670BS6	Berkshire Hathaway Inc. 3.125% 03/15/2026	8/31/2022 9/2/2022	\$1,000,000.00	\$982,290.00	\$982,290.00	3.66%	1.290	\$98.38 \$983,751.57	\$1,461.57	0.90%	Aa2 AA
17325FBF4	Citigroup Inc. 5.438% 04/30/2026	9/11/2024 9/12/2024	\$750,000.00	\$764,580.00	\$764,580.00	4.19%	1.416 1.380	\$100.96 \$757,170.00	(\$7,410.00)	0.69%	Aa3 A+
023135BX3	Amazon.com, Inc. 1.000% 05/12/2026	9/6/2022 9/8/2022	\$800,000.00	\$722,760.00	\$722,760.00	3.84%	1.449 1.445	\$95.31 \$762,464.00	\$39,704.00	0.70%	A1 AA
94988J6D4	Wells Fargo Bank, National Association 5.450% 08/07/2026	10/8/2024 10/9/2024	\$725,000.00	\$738,796.75 \$6,804.93	\$745,601.68	4.35%	1.688 1.611	\$101.29 \$734,323.50	(\$4,473.25)	0.67%	Aa2 A+
24422EWK1	John Deere Capital Corporation 4.150% 09/15/2027	9/6/2022 9/15/2022	\$750,000.00	\$749,625.00	\$749,625.00	4.16%	2.795 2.645	\$99.25 \$744,390.00	(\$5,235.00)	0.68%	A1 A
713448FX1	PepsiCo, Inc. 4.500% 07/17/2029	7/15/2024 7/17/2024	\$955,000.00	\$954,579.80	\$954,579.80	4.51%	4.633 4.168	\$100.44 \$959,192.45	\$4,612.65	0.88%	A1 A+
30303M8S4	Meta Platforms, Inc. 4.300% 08/15/2029	10/2/2024 10/3/2024	\$1,375,000.00	\$1,396,958.75 \$8,868.75	\$1,405,827.50	3.94%	4.712 4.259	\$99.38 \$1,366,516.25	(\$30,442.50)	1.25%	Aa3 AA-
30231GBE1	Exxon Mobil Corporation 2.440% 08/16/2029	8/30/2024 9/3/2024	\$825,000.00	\$765,954.75 \$950.59	\$766,905.34	4.05%	4.715 4.436	\$91.62 \$755,860.05	(\$10,094.70)	0.69%	Aa2 AA-
SubTotal			\$10,229,000.00	\$10,014,372.91 \$16,624.27	\$10,030,997.18	3.94%		\$10,056,311.51	\$41,938.60	9.23%	
Corporate Note											
742718FZ7	Procter & Gamble Company, The 3.950% 01/26/2028	8/29/2024 8/30/2024	\$995,000.00	\$994,602.00 \$3,711.90	\$998,313.90	3.96%	3.159 2.961	\$99.36 \$988,622.05	(\$5,979.95)	0.91%	Aa3 AA-
SubTotal			\$995,000.00	\$994,602.00 \$3,711.90	\$998,313.90	3.96%		\$988,622.05	(\$5,979.95)	0.91%	
Mortgage-backed Security (Commercial)											
3137BFE98	Federal Home Loan Mortgage Corporation 3.171% 10/25/2024	10/27/2023 11/1/2023	\$0.10	\$0.00	\$0.00	5.73%	(0.096)	\$100.00 \$0.10	\$0.10	0.00%	Aaa AA+

Paradise Irrigation District Operating Account

POSITION STATEMENT

As of November 30, 2024



CUSIP	Security Description	Trade Date/ Settlement Date	Par Value	Principal Cost/ Purchased Interest	Total Cost	Yield at Cost	Maturity/ Duration	Market Price/ Market Value	Unrealized Gain/ (Loss)	% of Assets	Moody's/ S&P Rating
3137BVZ82	Federal Home Loan Mortgage Corporation 3.430% 01/25/2027	5/18/2023 5/23/2023	\$1,000,000.00	\$972,187.50	\$972,187.50	4.89%	2.156 1.885	\$97.84 \$978,384.00	\$6,196.50	0.90%	Aaa AA+
3137HAST4	Federal Home Loan Mortgage Corporation 4.850% 09/25/2028	10/25/2023 10/31/2023	\$1,000,000.00	\$968,117.00	\$968,117.00	5.59%	3.825 2.435	\$100.77 \$1,007,734.00	\$39,617.00	0.92%	Aaa AA+
3137HCKV3	Federal Home Loan Mortgage Corporation 5.180% 03/25/2029	4/23/2024 4/30/2024	\$1,000,000.00	\$1,004,059.00	\$1,004,059.00	5.06%	4.321 2.439	\$102.14 \$1,021,379.00	\$17,320.00	0.94%	Aaa AA+
3137HFF59	Federal Home Loan Mortgage Corporation 4.618% 07/25/2029	8/13/2024 8/22/2024	\$1,500,000.00	\$1,526,211.00 \$4,040.75	\$1,530,251.75	4.19%	4.655 2.445	\$100.17 \$1,502,589.00	(\$23,622.00)	1.38%	Aaa AA+
SubTotal			\$4,500,000.10	\$4,470,574.50 \$4,040.75	\$4,474,615.25	4.85%		\$4,510,086.10	\$39,511.60	4.14%	
Mortgage-backed Security (Residential)											
3137BLVK1	Federal Home Loan Mortgage Corporation 3.116% 07/25/2025	7/20/2023 7/25/2023	\$830,000.00	\$796,281.25	\$796,281.25	5.20%	0.652 1.104	\$99.17 \$823,091.91	\$26,810.66	0.76%	Aaa AA+
SubTotal			\$830,000.00	\$796,281.25	\$796,281.25	5.20%		\$823,091.91	\$26,810.66	0.76%	
Municipal Bond											
17131RAT3	Chula Vista, City of 0.660% 06/01/2025	8/29/2022 8/31/2022	\$1,000,000.00	\$913,330.00	\$913,330.00	4.02%	0.504 0.504	\$98.02 \$980,188.00	\$66,858.00	0.90%	AA
576004HA6	Massachusetts, Commonwealth of 3.670% 01/15/2026	8/26/2022 8/30/2022	\$1,000,000.00	\$999,840.00	\$999,840.00	3.67%	1.129 1.101	\$99.10 \$990,964.00	(\$8,876.00)	0.91%	Aa1
419792YR1	Hawaii, State of 0.893% 08/01/2026	8/23/2022 8/25/2022	\$1,000,000.00	\$909,040.00	\$909,040.00	3.38%	1.671 1.658	\$94.33 \$943,330.00	\$34,290.00	0.87%	Aa2 AA+
13063DRD2	California, State of 2.375% 10/01/2026	9/6/2022 9/8/2022	\$500,000.00	\$472,580.00	\$472,580.00	3.85%	1.838 1.803	\$96.43 \$482,139.00	\$9,559.00	0.44%	Aa2 AA-
419792A97	Hawaii, State of 1.283% 10/01/2026	8/31/2022 9/2/2022	\$1,000,000.00	\$915,110.00	\$915,110.00	3.54%	1.838 1.819	\$94.51 \$945,082.00	\$29,972.00	0.87%	Aa2 AA+
764464AE3	Richmond, City of 4.334% 01/15/2027	8/26/2022 9/8/2022	\$700,000.00	\$700,000.00	\$700,000.00	4.33%	2.129 2.023	\$98.74 \$691,151.30	(\$8,848.70)	0.63%	AA-

Paradise Irrigation District Operating Account

POSITION STATEMENT

As of November 30, 2024



CUSIP	Security Description	Trade Date/ Settlement Date	Par Value	Principal Cost/ Purchased Interest	Total Cost	Yield at Cost	Maturity/ Duration	Market Price/ Market Value	Unrealized Gain/ (Loss)	% of Assets	Moody's/ S&P Rating
3733844X1	Georgia, State of 2.380% 02/01/2027	9/9/2022 9/13/2022	\$1,000,000.00	\$949,190.00	\$949,190.00	3.64%	2.175 2.112	\$95.67 \$956,698.00	\$7,508.00	0.88%	Aaa AAA
76913CBB4	Riverside, County of 2.963% 02/15/2027	11/17/2022 11/21/2022	\$1,000,000.00	\$916,130.00	\$916,130.00	5.19%	2.214 2.137	\$95.97 \$959,737.00	\$43,607.00	0.88%	Aa2 AA
576004HD0	Massachusetts, Commonwealth of 3.680% 07/15/2027	8/17/2022 8/30/2022	\$1,000,000.00	\$1,000,000.00	\$1,000,000.00	3.68%	2.625	\$98.37 \$983,740.00	(\$16,260.00)	0.90%	Aa1
798186P22	San Jose Unified School District 1.014% 08/01/2027	8/18/2022 8/22/2022	\$750,000.00	\$668,362.50	\$668,362.50	3.43%	2.671 2.632	\$91.57 \$686,778.75	\$18,416.25	0.63%	Aaa AA+
13063DC48	California, State of 1.700% 02/01/2028	10/10/2023 10/12/2023	\$1,000,000.00	\$874,540.00	\$874,540.00	4.97%	3.175 3.080	\$92.22 \$922,232.00	\$47,692.00	0.85%	Aa2 AA-
13063EGT7	California, State of 4.500% 08/01/2029	11/5/2024 11/6/2024	\$1,360,000.00	\$1,365,902.40 \$170.00	\$1,366,072.40	4.40%	4.674 4.207	\$100.70 \$1,369,545.84	\$3,643.44	1.26%	Aa2 AA-
SubTotal			\$11,310,000.00	\$10,684,024.90 \$170.00	\$10,684,194.90	4.03%		\$10,911,585.89	\$227,560.99	10.01%	
Municipal Bond (Amortizing)											
917542QV7	Utah, State of 3.539% 07/01/2025	8/31/2022 9/2/2022	\$196,816.53	\$195,785.59	\$195,785.59	3.85%	0.586 0.580	\$99.34 \$195,526.20	(\$259.39)	0.18%	Aaa AAA
SubTotal			\$196,816.53	\$195,785.59	\$195,785.59	3.85%		\$195,526.20	(\$259.39)	0.18%	
Negotiable Certificate of Deposit											
14042RVN8	Capital One, National Association 5.000% 11/16/2027	11/15/2022 11/17/2022	\$243,000.00	\$243,000.00	\$243,000.00	5.00%	2.964 2.788	\$100.84 \$245,036.34	\$2,036.34	0.22%	
90355GDT0	UBS Bank USA 4.450% 06/01/2028	5/24/2023 6/1/2023	\$249,000.00	\$248,066.25	\$248,066.25	4.53%	3.507 3.242	\$99.69 \$248,229.84	\$163.59	0.23%	
949764HE7	Wells Fargo Bank, National Association 5.050% 10/31/2028	10/23/2023 10/31/2023	\$248,000.00	\$246,884.00	\$246,884.00	5.15%	3.923 3.552	\$99.65 \$247,124.56	\$240.56	0.23%	
91139LAS5	United Roosevelt Savings Bank 4.600% 06/13/2029	6/4/2024 6/17/2024	\$249,000.00	\$247,879.50	\$247,879.50	4.70%	4.540 4.096	\$99.59 \$247,978.60	\$99.10	0.23%	
89235MPT2	Toyota Financial Savings Bank 4.450% 07/18/2029	7/15/2024 7/18/2024	\$244,000.00	\$243,878.00	\$243,878.00	4.46%	4.636 4.173	\$99.95 \$243,886.78	\$8.78	0.22%	
SubTotal			\$1,233,000.00	\$1,229,707.75	\$1,229,707.75	4.77%		\$1,232,256.12	\$2,548.37	1.13%	

POSITION STATEMENT

As of November 30, 2024



CUSIP	Security Description	Trade Date/ Settlement Date	Par Value	Principal Cost/ Purchased Interest	Total Cost	Yield at Cost	Maturity/ Duration	Market Price/ Market Value	Unrealized Gain/ (Loss)	% of Assets	Moody's/ S&P Rating
Supranational											
459058JS3	IBRD 0.650% 02/10/2026	9/9/2022 9/13/2022	\$1,000,000.00	\$899,260.00	\$899,260.00	3.83%	1.200 1.192	\$94.92 \$949,159.00	\$49,899.00	0.87%	Aaa AA+
4581X0EN4	IADB 4.125% 02/15/2029	2/16/2024 2/21/2024	\$625,000.00	\$618,081.25	\$618,081.25	4.37%	4.216 3.863	\$99.74 \$623,362.50	\$5,281.25	0.57%	Aaa AA+
4581X0DG0	IADB 2.250% 06/18/2029	6/28/2024 7/1/2024	\$1,500,000.00	\$1,361,524.50 \$1,218.75	\$1,362,743.25	4.34%	4.553 4.296	\$91.98 \$1,379,632.50	\$18,108.00	1.27%	Aaa AA+
SubTotal			\$3,125,000.00	\$2,878,865.75 \$1,218.75	\$2,880,084.50	4.18%		\$2,952,154.00	\$73,288.25	2.71%	
U.S. Treasury Bond											
912828YG9	UST 1.625% 09/30/2026	5/31/2023 6/1/2023	\$1,000,000.00	\$926,289.06	\$926,289.06	4.01%	1.836 1.810	\$95.41 \$954,133.00	\$27,843.94	0.88%	Aaa AA+
SubTotal			\$1,000,000.00	\$926,289.06	\$926,289.06	4.01%		\$954,133.00	\$27,843.94	0.88%	
U.S. Treasury Note											
9128284R8	UST 2.875% 05/31/2025	8/23/2022 8/24/2022	\$750,000.00	\$741,445.31	\$741,445.31	3.31%	0.501 0.496	\$99.21 \$744,111.00	\$2,665.69	0.68%	Aaa AA+
91282CEU1	UST 2.875% 06/15/2025	8/23/2022 8/24/2022	\$900,000.00	\$889,593.75	\$889,593.75	3.31%	0.542 0.537	\$99.18 \$892,635.30	\$3,041.55	0.82%	Aaa AA+
91282CFE6	UST 3.125% 08/15/2025	8/23/2022 8/24/2022	\$900,000.00	\$895,605.47	\$895,605.47	3.30%	0.710 0.704	\$99.08 \$891,682.20	(\$3,923.27)	0.82%	Aaa AA+
91282CFE6	UST 3.125% 08/15/2025	3/5/2024 3/6/2024	\$450,000.00	\$439,875.00	\$439,875.00	4.75%	0.710 0.704	\$99.08 \$445,841.10	\$5,966.10	0.41%	Aaa AA+
912828U24	UST 2.000% 11/15/2026	5/31/2023 6/1/2023	\$1,100,000.00	\$1,029,445.31	\$1,029,445.31	4.01%	1.962 1.931	\$95.81 \$1,053,960.60	\$24,515.29	0.97%	Aaa AA+
91282CEW7	UST 3.250% 06/30/2027	8/23/2022 8/24/2022	\$850,000.00	\$854,416.02	\$854,416.02	3.13%	2.584 2.468	\$97.73 \$830,668.45	(\$23,747.57)	0.76%	Aaa AA+
91282CFB2	UST 2.750% 07/31/2027	8/18/2022 8/19/2022	\$750,000.00	\$740,625.00	\$740,625.00	3.02%	2.668 2.569	\$96.37 \$722,796.00	(\$17,829.00)	0.66%	Aaa AA+
91282CFU0	UST 4.125% 10/31/2027	11/14/2022 11/15/2022	\$455,000.00	\$457,630.47	\$457,630.47	3.99%	2.921 2.772	\$99.91 \$454,588.23	(\$3,042.24)	0.42%	Aaa AA+
91282CFU0	UST 4.125% 10/31/2027	9/21/2023 9/22/2023	\$575,000.00	\$562,129.89	\$562,129.89	4.73%	2.921 2.772	\$99.91 \$574,479.63	\$12,349.74	0.53%	Aaa AA+
91282CFZ9	UST 3.875% 11/30/2027	3/23/2023 3/24/2023	\$850,000.00	\$863,845.71	\$863,845.71	3.49%	3.003 2.808	\$99.16 \$842,894.85	(\$20,950.86)	0.77%	Aaa AA+

Paradise Irrigation District Operating Account

POSITION STATEMENT

As of November 30, 2024



CUSIP	Security Description	Trade Date/ Settlement Date	Par Value	Principal Cost/ Purchased Interest	Total Cost	Yield at Cost	Maturity/ Duration	Market Price/ Market Value	Unrealized Gain/ (Loss)	% of Assets	Moody's/ S&P Rating
91282CFZ9	UST 3.875% 11/30/2027	9/21/2023 9/22/2023	\$250,000.00	\$242,080.08	\$242,080.08	4.72%	3.003 2.808	\$99.16 \$247,910.25	\$5,830.17	0.23%	Aaa AA+
91282CGC9	UST 3.875% 12/31/2027	2/13/2023 2/14/2023	\$1,150,000.00	\$1,145,328.11	\$1,145,328.11	3.97%	3.088 2.892	\$99.17 \$1,140,446.95	(\$4,881.16)	1.05%	Aaa AA+
91282CGP0	UST 4.000% 02/29/2028	2/23/2023 3/1/2023	\$1,075,000.00	\$1,066,643.56	\$1,066,643.56	4.17%	3.252 3.051	\$99.48 \$1,069,362.70	\$2,719.14	0.98%	Aaa AA+
91282CHK0	UST 4.000% 06/30/2028	7/6/2023 7/7/2023	\$1,000,000.00	\$982,109.38	\$982,109.38	4.40%	3.586 3.322	\$99.45 \$994,504.00	\$12,394.62	0.91%	Aaa AA+
91282CHK0	UST 4.000% 06/30/2028	3/4/2024 3/5/2024	\$350,000.00	\$346,335.94	\$346,335.94	4.27%	3.586 3.322	\$99.45 \$348,076.40	\$1,740.46	0.32%	Aaa AA+
91282CHQ7	UST 4.125% 07/31/2028	3/19/2024 3/20/2024	\$1,250,000.00	\$1,238,134.77	\$1,238,134.77	4.37%	3.671 3.399	\$99.84 \$1,248,047.50	\$9,912.73	1.15%	Aaa AA+
91282CJW2	UST 4.000% 01/31/2029	1/26/2024 1/31/2024	\$940,000.00	\$939,375.78	\$939,375.78	4.01%	4.175 3.835	\$99.37 \$934,120.30	(\$5,255.48)	0.86%	Aaa AA+
91282CJW2	UST 4.000% 01/31/2029	3/4/2024 3/5/2024	\$350,000.00	\$346,541.02	\$346,541.02	4.22%	4.175 3.835	\$99.37 \$347,810.75	\$1,269.73	0.32%	Aaa AA+
91282CKG5	UST 4.125% 03/31/2029	5/23/2024 5/24/2024	\$1,100,000.00	\$1,080,621.09	\$1,080,621.09	4.53%	4.337 3.990	\$99.85 \$1,098,366.50	\$17,745.41	1.01%	Aaa AA+
91282CKT7	UST 4.500% 05/31/2029	6/11/2024 6/12/2024	\$751,000.00	\$752,437.46 \$1,108.03	\$753,545.49	4.46%	4.504	\$101.64 \$763,291.76	\$10,854.30	0.70%	Aaa AA+
91282CLC3	UST 4.000% 07/31/2029	7/30/2024 7/31/2024	\$1,400,000.00	\$1,395,351.57	\$1,395,351.57	4.07%	4.671 4.251	\$99.36 \$1,391,068.00	(\$4,283.57)	1.28%	Aaa AA+
91282CLN9	UST 3.500% 09/30/2029	9/27/2024 9/30/2024	\$1,400,000.00	\$1,399,562.50	\$1,399,562.50	3.51%	4.838 4.459	\$97.21 \$1,360,952.60	(\$38,609.90)	1.25%	Aaa AA+
91282CLR0	UST 4.125% 10/31/2029	10/29/2024 10/31/2024	\$1,100,000.00	\$1,098,324.22	\$1,098,324.22	4.16%	4.923 4.489	\$99.95 \$1,099,484.10	\$1,159.88	1.01%	Aaa AA+
91282CLR0	UST 4.125% 10/31/2029	11/18/2024 11/19/2024	\$500,000.00	\$496,621.09 \$1,082.53	\$497,703.62	4.28%	4.923 4.489	\$99.95 \$499,765.50	\$3,144.41	0.46%	Aaa AA+
SubTotal			\$20,196,000.00	\$20,004,078.50 \$2,190.56	\$20,006,269.06	3.96%		\$19,996,864.67	(\$7,213.83)	18.35%	
Grand Total			\$110,853,248.25	\$107,875,803.27 \$27,956.23	\$107,903,759.50	3.38%		\$108,994,664.40	\$1,118,861.13	100.00%	

TRANSACTION STATEMENT

As of November 30, 2024



Transaction Type	Trade Date	Settlement Date	CUSIP	Security Description	Par Value	Principal Amount	Purchased Interest	Total Cost	Yield at Cost
Purchase									
Purchase	11/5/2024	11/6/2024	13063EGT7	California, State of 4.500% 08/01/2029	1,360,000.00	1,365,902.40	170.00	1,366,072.40	4.40%
Purchase	11/12/2024	11/13/2024	14041NGE5	Capital One Multi-Asset Execution Trust 3.920% 09/17/2029	750,000.00	736,757.81	4,001.67	740,759.48	4.63%
Purchase	11/18/2024	11/19/2024	91282CLR0	UST 4.125% 10/31/2029	500,000.00	496,621.09	1,082.53	497,703.62	4.28%
Total					2,610,000.00	2,599,281.30	5,254.20	2,604,535.50	

Transaction Type	Trade Date	Settlement Date	CUSIP	Security Description	Par Value	Principal Cost	Total Proceeds	Realized Gain/Loss
Maturity								
Maturity	11/15/2024	11/15/2024	3130APRA5	FHLB 1.100% 11/15/2024	750,000.00	712,245.00	750,000.00	37,755.00
Total					750,000.00	712,245.00	750,000.00	37,755.00

Sell								
Sell	11/5/2024	11/6/2024	91282CEH0	UST 2.625% 04/15/2025	750,000.00	732,626.95	744,257.81	11,630.86
Sell	11/5/2024	11/6/2024	9128284F4	UST 2.625% 03/31/2025	750,000.00	733,271.48	744,755.86	11,484.38
Sell	11/12/2024	11/13/2024	931142EX7	Walmart Inc. 3.950% 09/09/2027	750,000.00	749,632.50	740,820.00	(8,812.50)
Total					2,250,000.00	2,215,530.93	2,229,833.67	14,302.74

Transaction Type	Payment Date	Settlement Date	CUSIP	Security Description	Interest Received
Interest/Dividends					
Interest/Dividends	11/1/2024	11/1/2024	90355GDT0	UBS Bank USA 4.450% 06/01/2028	941.08
Interest/Dividends	11/1/2024	11/1/2024	3133EPA47	FFCB 4.875 11/01/28	23,156.25

TRANSACTION STATEMENT

As of November 30, 2024



Transaction Type	Payment Date	Settlement Date	CUSIP	Security Description	Interest Received
Interest/Dividends	11/1/2024	11/1/2024	31846V567	First American Funds, Inc.	1,509.37
Interest/Dividends	11/5/2024	11/6/2024	9128284F4	Treasury, United States Department of 2.63% 03/31/2025	2,001.20
Interest/Dividends	11/5/2024	11/6/2024	91282CEH0	Treasury, United States Department of 2.63% 04/15/2025	1,189.90
Interest/Dividends	11/12/2024	11/12/2024	023135BX3	Amazon.com, Inc. 1.000% 05/12/2026	4,000.00
Interest/Dividends	11/13/2024	11/13/2024	037833BG4	Apple Inc. 3.200% 05/13/2025	16,784.00
Interest/Dividends	11/13/2024	11/13/2024	91139LAS5	United Roosevelt Savings Bank 4.600% 06/13/2029	972.81
Interest/Dividends	11/12/2024	11/13/2024	931142EX7	Walmart Inc. 3.95% 09/09/2027	5,266.67
Interest/Dividends	11/15/2024	11/15/2024	912828U24	UST 2.000% 11/15/2026	11,000.00
Interest/Dividends	11/15/2024	11/15/2024	3130APRA5	FHLB 1.100% 11/15/2024	4,125.00
Interest/Dividends	11/15/2024	11/15/2024	14041NGE5	Capital One Multi-Asset Execution Trust 3.920% 09/17/2029	4,165.00
Interest/Dividends	11/18/2024	11/18/2024	14042RVN8	Capital One, National Association 5.000% 11/16/2027	6,124.93
Interest/Dividends	11/20/2024	11/20/2024	3136G4ZY2	FNMA 0.750% 07/20/2027	625.00
Interest/Dividends	11/25/2024	11/25/2024	3137HCKV3	Federal Home Loan Mortgage Corporation 5.180% 03/25/2029	4,316.67
Interest/Dividends	11/25/2024	11/25/2024	3137HAST4	Federal Home Loan Mortgage Corporation 4.850% 09/25/2028	4,041.67
Interest/Dividends	11/25/2024	11/25/2024	3137BLVK1	Federal Home Loan Mortgage Corporation 3.116% 07/25/2025	2,155.23
Interest/Dividends	11/25/2024	11/25/2024	3137BVZ82	Federal Home Loan Mortgage Corporation 3.430% 01/25/2027	2,858.33
Interest/Dividends	11/25/2024	11/25/2024	3137HFF59	Federal Home Loan Mortgage Corporation 4.618% 07/25/2029	5,772.50
Total					101,005.61

TRANSACTION STATEMENT

As of November 30, 2024



Transaction Type	Trade Date	Settlement Date	Transaction Description	Amount
Custodian Fee				
Custodian Fee	11/25/2024	11/25/2024	Cash Out	(537.61)
Total				(537.61)
Management Fee				
Management Fee	11/25/2024	11/25/2024	Cash Out	(3,000.00)
Total				(3,000.00)

STATEMENT DISCLOSURE

As of November 30, 2024



Meeder provides monthly statements for its investment management clients to provide information about the investment portfolio. The information should not be used for audit or confirmation purposes. Please review your custodial statements and report any inaccuracies or discrepancies.

Certain information and data has been supplied by unaffiliated third parties. Although Meeder believes the information is reliable, it cannot warrant the accuracy of information offered by third parties. Market value may reflect prices received from pricing vendors when current market quotations are not available. Prices may not reflect firm bids or offers and may differ from the value at which the security can be sold.

Statements may include positions from unmanaged accounts provided for reporting purposes. Unmanaged accounts are managed directly by the client and are not included in the accounts managed by the investment adviser. This information is provided as a client convenience and the investment adviser assumes no responsibility for performance of these accounts or the accuracy of the data reported.

Investing involves risk. Past performance is no guarantee of future results. Debt and fixed income securities are subject to credit and interest rate risk. The investment return and principal value of an investment will fluctuate so that an investors shares, when redeemed, may be worth more or less than their original cost. Current performance may be lower or higher than the performance data quoted.

Meeder Investment Management is the global brand for the Meeder group of affiliated companies. Investment advisory services are provided through Meeder Public Funds, Inc. Please contact us if you would like to receive a copy of our current ADV disclosure brochure or privacy policy.